

# COAXIAL CABLES

aerospace industry Video systems  
Telecommunications Radio/television  
Various types of measuring equipment  
Medical devices computer systems  
Military equipment and  
weapon systems

## RoHS COMPLIANT



In order to meet the 2002/95/CEE European Directive, AXON' CABLE has replaced their high strength silver plated copper alloy conductors (SPTF) with a silver plated copper alloy conductor (SCA) with equivalent performance but heavy metal free. The AXON' SCA conductors do not contain cadmium. They are RoHS compliant.

## SPECIAL VERSIONS

### PICO-COAX®

#### FLEXIBLE MINIATURE COAXIAL CABLES

- Flexible miniature coaxial cables offering a good compromise between a small diameter (e.g. <math>< 0.2\text{ mm}</math>) and a capacitance of 50 to 100 pF/m.
- Laying up of more than 500 PICO-COAX® into MULTI-PICO-COAX® cables.
- Manufacture of harnesses : MULTIPICO-COAX® cables can be terminated by different types of connectors.
- Application : e.g. transducer probe cables (medical imaging,...).

*For more detailed information, please ask for our "PICO-COAX®" brochure.*

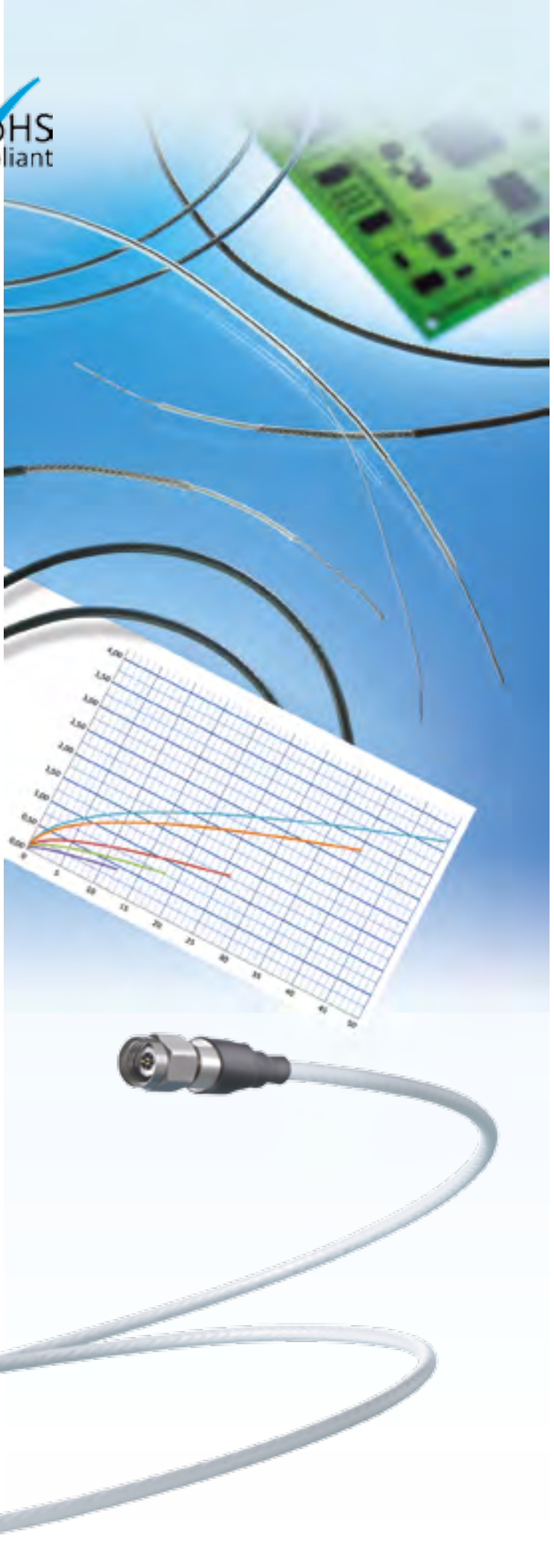
### AXOWAVE

#### FLEXIBLE LOW LOSS MICRO ASSEMBLIES

- The use of CELLOFLON® dielectrics makes it possible to manufacture very low loss microwave assemblies (e.g. AXOWAVE 8N :  $\varnothing 8.0\text{ mm}$ ,  $\alpha \leq 0.80\text{ dB}$  at 18 GHz) which can be used at high frequencies (up to 50 GHz).
- These assemblies are terminated with SMA, N, TNC type or metric connectors depending on the type of cable.

*AXOWAVE datasheets show the detailed characteristics of the whole standard product range.*

*Any special request can be studied.*





## CHARACTERISTIC IMPEDANCE

Term representing the relationship between the voltage and current in a cable of supposedly infinite length. There are three main classes of characteristic impedance for coaxial cables : 50  $\Omega$ , 75  $\Omega$  and 95  $\Omega$ .

The formula defining characteristic impedance may be written as follows :

$$z_c = \frac{138.2}{\sqrt{\epsilon}} \cdot \text{Log}_{10} \frac{D}{d} \text{ in } \Omega$$

## CAPACITANCE

Property of a coaxial cable to store electric charge when a difference in potential energy exists between the two conductors. This will depend on the geometry of the cable and on the nature of the insulation and may be defined as follows :

$$C = \frac{24,12 \cdot \epsilon}{\text{Log}_{10} \frac{D}{d}} \text{ or } \frac{3326 \cdot \sqrt{\epsilon}}{z_c} \text{ in pF/m}$$

## VELOCITY OF PROPAGATION

This is the speed that the electrical signal travels through in the dielectric.

$$V_p = \frac{1}{\sqrt{\epsilon}} \times 100 \text{ as a \% of the speed of the light}$$

Ex.: solid polyethylene  $v_p = 66 \%$   
solid PTFE  $v_p = 69 \%$

As the dielectric constant of an insulation is a direct function of the nature of this insulation, in order to increase the velocity of propagation we must decrease the dielectric constant and bring it as close as possible to the dielectric constant of air ( $\epsilon = 1$ ).

Ex.: dielectric constant    ETFE = 2.6  
   PTFE = 2.1  
   Celloflon® = 1.3 to 2.1

## ATTENUATION

Attenuation is the sum of losses in the conductor and in the dielectric which determines the exponential loss occurring to a signal during a transmission in a cable. Attenuation may be expressed as follows :

$$A = \frac{1.43 R}{z_c} + 9.15 \cdot \sqrt{\epsilon} \cdot f \cdot F$$

in dB/100 m at frequency range

where

$$R = 25.4 \left( \frac{1}{d} + \frac{1}{D} \right) \cdot \sqrt{f}$$

D = diameter of dielectric in mm  
d = diameter of central conductor in mm  
 $\epsilon$  = dielectric constant  
 $z_c$  = characteristic impedance of the dielectric in  $\Omega$   
C = capacitance per unit length in pF/m  
 $v_p$  = velocity of propagation as a % of the speed of light  
A = attenuation in dB/100 m at frequency range  
R = conductor resistance at a frequency f  
F = loss factor tg  $\delta$   
f = frequency in MHz

# COAXIAL CABLES

The use of coaxial cables extends to every application in which a signal must have a minimum distortion and attenuation or where elimination of external interference plays a leading part.

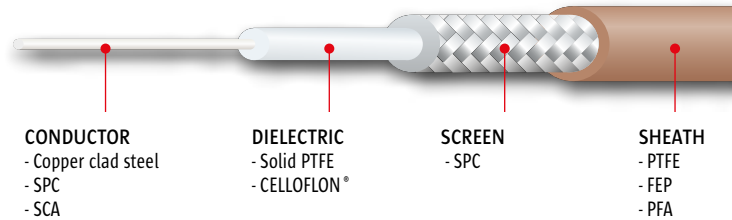
The use of a coaxial cable helps to prevent many of the problems created by bifilary wires : the twin conductor construction of coaxial cables (central conductor and shield) separated by a dielectric prevents the reception of outside interference, and at the same time, the loss of the electromagnetic wave.

Different types of coaxials are determined by the materials employed (conductors and dielectrics), the outer diameter, the characteristic impedance, the capacitance, the attenuation and the frequency range.

The most widely used coaxial cables are those according to the American norm MIL-DTL-17, the RG (Radio Frequency Government) references and the French norm NF-C 93550, KX references.

## THE DESIGN

AXON' coaxial cables can be composed of the following materials :



## CELLOFLON®

For small, flexible, high performance coaxial cables AXON' has taken out a patent on CELLOFLON® (porous PTFE). This material presents an 80% porosity, a density of 0.42 and a dielectric constant of 1.18 (solid PTFE :

density = 2.2 - dielectric constant = 2.1).

The use of CELLOFLON® helps to manufacture lighter, smaller, more flexible cables with better electrical characteristics. As the dielectric constant will be lower, there will be fewer losses, and the cut-off frequency and the velocity of propagation will be higher.

## LEGENDS

**PTFE** = Polytetrafluorethylene

**ETFE** = Ethylenetetrafluorethylene

**FEP** = Fluorethylenepropylene

**PFA** = Perfluoralkoxy

**CELLOFLON®** = porous PTFE

**SPC** = Silver plated copper

**SCA** = Silver plated copper alloy

**SCWS** = Silver plated copper clad soft steel

**SPTF** = Non magnetic silver plated copper alloy

**SCWH** = Silver plated copper clad hard steel

**SPCI** = Silver plated copper alloy

**SPCA** = Silver plated copper clad aluminium

# SINGLE SCREEN

## FEP SHEATH

CABLE REFERENCE	CONDUCTOR			DIELECTRIC		SCREEN MATERIAL	OUTER SHEATH		MAX. WEIGHT (g/m)	z <sub>c</sub> (Ω)	MAX. CAPACITANCE (pF/m)	MAX. ATTEN. AT 400 MHz (dB/m)	CONNECTOR SERIES USED
	MATERIAL	CONSTRUCTION	NOM. Ø (mm)	MATERIAL	NOM. Ø (mm)		MATERIAL	MAX. Ø (mm)					
M17/93-RG 178(*) or KX 21 A (**)	SCWS	7 x 0.10	0.30	EXTRUDED PTFE	0.85	SPC	FEP	1.90	9.30	50	105	1.08	BNC-N-SM-SMA-SMB-SMC
M17/94-RG 179(*)	SCWS	7 x 0.10	0.30	EXTRUDED PTFE	1.60	SPC	FEP	2.66	16.07	75	75.5	0.69	BMA-BNC-MHV-N-SMA-SMB-SMC-SMD-TNC-TPS
M17/95-RG 180(*)	SCWS	7 x 0.10	0.30	EXTRUDED PTFE	2.60	SPC	FEP	3.68	29.46	95	57	0.55	BNC-C-MHV-N-SM-SMA-SMB-SMC-SMD-TNC-TPS
M17/110(*) RG 302/U	SCWH	1 x 0.64	0.64	EXTRUDED PTFE	3.70	SPC	FEP	5.25	59.52	75	72	0.26	BN-BNC-C-HN-MHV-N-QDS-SC-SM-SMA-TNC-TPS-UHF
M17/111-RG 303(*) M17/170-00001	SCWH	1 x 0.94	0.94	EXTRUDED PTFE	2.95	SPC	FEP	4.44	58.03	50	105	0.28	BN-BNC-C-HN-MHV-N-SC-SM-SMA-TNC-TPS-UHF
M17/113-RG 316(*) or KX 22 A (**)	SCWS	7 x 0.17	0.51	EXTRUDED PTFE	1.52	SPC	FEP	2.59	18.15	50	105	0.69	BMA-BNC-MHV-N-SMA-SMB-SMC-SMD-TNC-TPS
M17/169-00001(*)	SCWS	7 x 0.10	0.30	EXTRUDED PTFE	0.85	SPC	WHITE FEP	1.90	9.30	50	105	1.08	BNC-N-SM-SMA-SMB-SMC
M17/172-00001(*)	SCWS	7 x 0.17	0.51	EXTRUDED PTFE	1.52	SPC	WHITE FEP	2.59	17.11	50	105	0.68	BMA-BNC-MHV-N-SMA-SMB-SMC-SMD-TNC-TPS
RG 400 ST	SPC	19 x 0.20	0.97	EXTRUDED PTFE	2.95	SPC	FEP	4.20	Nom. 42.00	50	NOM. 96	0.40	BMA-BN-BNC-C-HN-MHV-N-SM-SMA-TNC-TPS-UHF

Equivalent to : (\*) MIL-DTL-17, (\*\*) NF-C-93550

### CONSTRUCTION

- Conductor :
  - silver plated copper clad soft steel,
  - silver plated copper clad hard steel,
  - silver plated copper.
- Dielectric : extruded PTFE.
- Velocity of propagation : 69 %.
- Screen :
  - silver plated copper.
- Sheath :
  - light brown or white extruded FEP.

## PTFE SHEATH

CABLE REFERENCE	CONDUCTOR			DIELECTRIC		SCREEN MATERIAL	OUTER SHEATH		NOM. WEIGHT (g/m)	z <sub>c</sub> (Ω)	MAX. CAPACITANCE (pF/m)	MAX. ATTEN. AT 400 MHz (dB/m)	CONNECTOR SERIES USED
	MATERIAL	CONSTRUCTION	NOM. Ø (mm)	MATERIAL	NOM. Ø (mm)		MATERIAL	MAX. Ø (mm)					
RG 187 A/U	SCWS	7 x 0.10	0.30	EXTRUDED PTFE	1.60	SPC	TAPED PTFE	2.79	16.20	75	72.5	0.69	BMA-BNC-MHV-N-SM-SMA-SMB-SMC-SMD-TNC-TPS
RG 188/U	SCWH	7 x 0.17	0.51	EXTRUDED PTFE	1.52	SPC	TAPED PTFE	2.79	16.20	50	105	0.69	BMA-BNC-MHV-N-SMA-SMB-SMC-SMD-TNC-TPS
RG 188 A/U	SCWS	7 x 0.17	0.51	EXTRUDED PTFE	1.52	SPC	TAPED PTFE	2.79	16.20	50	105	0.69	BMA-BNC-MHV-N-SMA-SMB-SMC-SMD-TNC-TPS
RG 195/U	SCWH	7 x 0.10	0.30	EXTRUDED PTFE	2.60	SPC	TAPED PTFE	3.93	28.70	95	51	0.55	BNC-C-MHV-N-SM-SMA-SMB-SMC-SMD-TNC-TPS
RG 195 A/U	SCWS	7 x 0.10	0.30	EXTRUDED PTFE	2.60	SPC	TAPED PTFE	3.93	28.70	95	51	0.55	BNC-C-MHV-N-SM-SMA-SMB-SMC-SMD-TNC-TPS
RG 196/U	SCWH	7 x 0.10	0.30	EXTRUDED PTFE	0.85	SPC	TAPED PTFE	2.03	9.00	50	105	0.95	BNC-N-SM-SMA-SMB-SMC-SMD-TNC
RG 196 A/U	SCWS	7 x 0.10	0.30	EXTRUDED PTFE	0.85	SPC	TAPED PTFE	2.03	9.00	50	105	0.95	BNC-N-SM-SMA-SMB-SMC-SMD-TNC

### CONSTRUCTION

- Conductor :
  - silver plated copper clad soft steel,
  - silver plated copper clad hard steel,
- Dielectric : extruded PTFE.
- Velocity of propagation : 69 %.
- Screen :
  - silver plated copper.
- Sheath :
  - white taped PTFE.

### CHARACTERISTICS

Excellent resistance of the dielectric or the outer jacket of the cable to the soldering iron.

## PFA SHEATH

CABLE REFERENCE	CONDUCTOR			DIELECTRIC		SCREEN MATERIAL	OUTER SHEATH		MAX. WEIGHT (g/m)	z <sub>c</sub> (Ω)	MAX. CAPACITANCE (pF/m)	MAX. ATTEN. AT 400 MHz (dB/m)	CONNECTOR SERIES USED
	MATERIAL	CONSTRUCTION	NOM. Ø (mm)	MATERIAL	NOM. Ø (mm)		MATERIAL	MAX. Ø (mm)					
M17/93-00001 (*)	SCWS	7 x 0.10	0.30	EXTRUDED PTFE	0.85	SPC	EXTRUDED PFA	1.90	9.30	50	105	1.08	BNC-N-SM-SMA-SMB-SMC
M17/136-00001 (*)	SCWS	7 x 0.10	0.30	EXTRUDED PTFE	1.60	SPC	EXTRUDED PFA	2.66	17.85	75	72	0.69	BMA-BNC-MHV-N-SMA-SMB-SMC-SMD-TNC-TPS
M17/137-00001 (*)	SCWS	7 x 0.10	0.30	EXTRUDED PTFE	2.60	SPC	EXTRUDED PFA	3.68	29.76	95	51	0.56	BNC-C-MHV-N-SM-SMA-SMB-SMC-SMD-TNC-TPS
M17/138-00001 (*)	SCWS	7 x 0.17	0.51	EXTRUDED PTFE	1.52	SPC	EXTRUDED PFA	2.59	18.15	50	105	0.68	BMA-BNC-MHV-N-SMA-SMB-SMC-SMD-TNC-TPS

Equivalent to : (\*) MIL-DTL-17

### CONSTRUCTION

- Conductor :
  - silver plated copper clad soft steel.
- Dielectric : extruded PTFE.
- Velocity of propagation : 69 %.
- Screen :
  - silver plated copper.
- Sheath :
  - light brown extruded PFA.

# DOUBLE SCREEN


## FEP SHEATH

CABLE REFERENCE	CONDUCTOR			DIELECTRIC		SCREENS		OUTER SHEATH		MAX. WEIGHT (g/m)	z <sub>c</sub> (Ω)	MAX. CAPACITANCE (pF/m)	MAX. ATTEN. AT 400 MHz (dB/m)	CONNECTOR SERIES USED
	MATERIAL	CONSTRUCTION	NOM. Ø (mm)	MATERIAL	NOM. Ø (mm)	1	2	MATERIAL	MAX. Ø (mm)					
P500955	SCWS	7x 0.10	0.30	EXTRUDED PTFE	0.85	SPC	SPC	EXTRUDED FEP	2.30	13.70	50	105	1.08	BMA-BN-BNC-C HN-MHV-N-SC-SM SMA-TNC-TPS-UHF
P530912	SCWS	7x 0.17	0.51	EXTRUDED PTFE	1.52	SPC	SPC	EXTRUDED FEP	2.70	16.80	50	105	0.69	BMA-BN-BNC-C HN-MHV-N-SC-SM SMA-TNC-TPS-UHF
M17/152 00001(*)	SCWS	7x 0.17	0.51	EXTRUDED PTFE	1.52	SPC	SPC	EXTRUDED FEP	2.99	27.53	50	105	0.78	BMA-BN-BNC-C HN-MHV-N-SC-SM SMA-TNC-TPS
M17/60 RG142(*) M17/158 00001(*)	SCWH	1x 0.94	0.94	EXTRUDED PTFE	2.95	SPC	SPC	EXTRUDED FEP	5.08	83.33	50	105	0.38	BMA-BN-BNC-C HN-MHV-N-SC-SM SMA-TNC-TPS-UHF
M17/128 RG400 DT(*) M17/175 00001(*)	SPC	19x 0.20	0.97	EXTRUDED PTFE	2.95	SPC	SPC	EXTRUDED FEP	5.08	74.40	50	105	0.34	BMA-BN-BNC-C HN-MHV-N-SC-SM SMA-TNC-TPS-UHF
M17/127 RG393	SPC	7x 0.79	2.37	EXTRUDED PTFE	7.24	SPC	SPC	EXTRUDED FEP	10.16	260.00	50	105	0.16	BMA-BN-BNC-C HN-MHV-N-SC-SM SMA-TNC-TPS-UHF

Equivalent to : (\*) MIL-DTL-17

### CONSTRUCTION

- Conductor :
  - silver plated copper clad soft steel,
  - silver plated copper clad hard steel,
  - silver plated copper.
- Dielectric : extruded PTFE.
- Velocity of propagation : 69 %.
- Screens :
  - silver plated copper.
- Sheath :
  - light brown extruded FEP.



## TRIAXIALS

CABLE REFERENCE	CONDUCTOR			DIELECTRIC		FIRST SCREEN MATERIAL	INTERNAL SCREEN MATERIAL	SECOND SCREEN MATERIAL	OUTER SHEATH		NOM. WEIGHT (g/m)	z <sub>c</sub> (Ω)	NOM. CAPACITANCE (pF/m)		MAX. ATTEN. AT 400 MHz (dB/m)	CONNECTOR SERIES USED
	MATERIAL	CONSTRUCTION	NOM. Ø (mm)	MATERIAL	NOM. Ø (mm)				MATERIAL	Ø MAX. (mm)			COND./SCREEN/SCREEN	SCREEN/SCREEN		
SM X 50	SCA	1 x 0.16	0.16	EXTRUDED PTFE	0.52	SPC	EXTRUDED FEP	SPC	EXTRUDED FEP	1.70	6.80	50	96	480	-	TRIAXIAL CONNECTORS
RG X 179	SCWS	7 x 0.10	0.30	EXTRUDED PTFE	1.60	SPC	EXTRUDED FEP	SPC	EXTRUDED FEP	3.80	31.60	75	66	530	0.69	TRIAXIAL CONNECTORS
RG X 180 M17/177-00001 (*)	SCWS	7 x 0.10	0.30	EXTRUDED PTFE	2.60	SPC	EXTRUDED FEP	SPC	EXTRUDED FEP	4.80	50.80	95	MAX. 57	980	0.56	TRIAXIAL CONNECTORS
RG X 316	SCWS	7 x 0.17	0.51	EXTRUDED PTFE	1.52	SPC	EXTRUDED FEP	SPC	EXTRUDED FEP	3.70	32.20	50	96	490	0.69	TRIAXIAL CONNECTORS
RG X 400	SPC	19 x 0.20	0.97	EXTRUDED PTFE	2.95	SPC	EXTRUDED FEP	SPC	EXTRUDED FEP	5.40	67.20	50	96	798	0.28	TRIAXIAL CONNECTORS
M17/131 RG 403 (*)	SCWS	7 x 0.10	0.30	EXTRUDED PTFE	0.85	SPC	EXTRUDED FEP	SPC	EXTRUDED FEP	3.25	22.30	50	96	MAX. 525	0.95	TRIAXIAL CONNECTORS

Equivalent to : (\*) MIL-DTL-17

### CONSTRUCTION

- Conductor :
  - non magnetic silver plated copper alloy,
  - silver plated copper,
  - silver plated copper clad soft steel.
- Dielectric : extruded PTFE,
- Propagation velocity : 69%
- Screen : silver plated copper
- Internal sheath : extruded FEP
- Outer sheath : extruded FEP.

### CHARACTERISTICS

- Better mechanical protection in a flexible cable.
- The "screen-sheath-shield" construction assures a much better electrical shielding than two sheathed screens.

### APPLICATIONS


- All equipment where outside interference must be minimized.
- Propagation of two different signals, E.g. : Probe leads, Transducer leads.

## CELLOFLON® DIELECTRIC

CABLE REFERENCE	CONDUCTOR			CELLOFLON® DIELECTRIC Ø (mm)	DOUBLE SCREEN MATERIAL	OUTER SHEATH (g/m)		NOM. WEIGHT (g/m)	z <sub>c</sub> (Ω)	MAX. CAPACITANCE (pF/m)	MAX. ATTEN.		CONNECTOR SERIES USED
	MATERIAL	CONSTRUCTION	NOM. Ø			MATERIAL	Ø MAX. (mm)				dB/m	FREQUENCY	
P812817	SPC	19 x 0.102	0.51	1.35	SPC	FEP	2.40	13	50	100	0.50	200 MHz	SMA size 16 coaxial contacts for connectors according to MIL-C-38999
P805311	SPC	19 x 0.160	0.80	2.10	SPC	FEP	3.05	20	50	85	0.77 1.14 1.40 1.60 2.60	1 GHz 2 GHz 3 GHz 5 GHz 8 GHz	SMA size 16 coaxial contacts for connectors according to MIL-C-38999
P803859	SCWS	7 x 0.102	0.30	1.30	SPC	FEP	2.40	12	75	60	0.30 0.65	200 MHz 400 MHz	SMA size 16 coaxial contacts for connectors according to MIL-C-38999
P804298	SCA	7 x 0.102	0.30	1.35	SPC	FEP	2.50	15	75	60	0.50	200 MHz	SMA size 16 coaxial contacts for connectors according to MIL-C-38999
P804151	SPC	19 x 0.102	0.51	2.30	SPC	FEP	3.70	35	75	60	0.30	400 MHz	SMA size 8 coaxial contacts for connectors according to MIL-C-38999

Equivalent to : (\*) MIL-DTL-17

## LOW NOISE VERSIONS



CABLE REFERENCE	CONDUCTOR			DIELECTRIC		SCREEN	OUTER SHEATH		Nom. WEIGHT (g/m)	z <sub>c</sub> (Ω)	MAX. CAPACITANCE (pF/m)	Nom. ATTEN. AT 400 MHz (dB/m)	CONNECTOR SERIES USED
	MATERIAL	CONS. TRUCTION	NOM. Ø (mm)	MATERIAL	NOM. Ø (mm)	MATERIAL	MATERIAL	MAX. Ø (mm)					
SM L 50	SCA	1 x 0.16	0.16	EXTRUDED PTFE	0.52	SPC	TAPED PTFE	1.10	3.00	50	97 NOM.	1.10 NOM. (AT 200 MHz)	SUBMINIATURE CONNECTORS
RG L 187	SCWS	7 x 0.10	0.30	EXTRUDED PTFE	1.60	SPC	TAPED PTFE	2.79	16.20	75	72.5	0.90	BMA-BNC-MHV-N-SM-SMA-SMB-SMC-SMD-TNC-TPS
RG L 188	SCWS	7 x 0.17	0.51	EXTRUDED PTFE	1.52	SPC	TAPED PTFE	2.79	16.20	50	105	0.90	BMA-BNC-MHV-N-SMA-SMB-SMC-SMD-TNC-TPS
RG L 195	SCWS	7 x 0.10	0.30	EXTRUDED PTFE	2.60	SPC	TAPED PTFE	3.93	28.70	95	51	0.65	BNC-C-MHV-N-SM-SMA-SMB-SMC-SMD-TNC-TPS
RG L 196	SCWS	7 x 0.10	0.30	EXTRUDED PTFE	0.85	SPC	TAPED PTFE	2.03	9.00	50	105	1.10	BNC-N-SM-SMA-SMB-SMC-SMD-TNC
M 17/132 RG 404	SCWS	7 x 0.10	0.30	EXTRUDED PTFE	0.85	SPC	EXTRUDED FEP	1.95	8.30	50	105	1.10	TNC

### CONSTRUCTION

- Conductor :
  - non magnetic silver plated copper alloy,
  - silver plated copper clad soft steel.
- Dielectric : extruded PTFE / graphite.
- Velocity of propagation : 69 %.
- Low noise coating
- Screen : silver plated copper.
- Sheath : white PTFE tape (except SM L 50 : blue PTFE tape), extruded light brown FEP.

### CHARACTERISTICS

- The application of a semiconducting layer of graphite between the core and the screen enables a decrease in audio noise due to oscillations, vibrations, etc., in some cases by as much as 2000 times.
- This semiconducting layer does not change the dielectric properties of the cable.
- The cable also has excellent soldering properties (except M 17/132 - RG 404).

### APPLICATIONS

- high gain audio amplifiers,
- piezoelectric components,
- accelerometers,
- magnetic recording heads,
- oscilloscope probes.

## SUBMINIATURE VERSIONS



CABLE REFERENCE	CONDUCTOR			DIELECTRIC		SCREEN	OUTER SHEATH		Nom. WEIGHT (g/m)	z <sub>c</sub> (Ω)	MAX. CAPACITANCE (pF/m)	Nom. ATTEN. AT 200 MHz (dB/m)	CONNECTOR SERIES USED
	MATERIAL	CONS. TRUCTION	NOM. Ø (mm)	MATERIAL	NOM. Ø (mm)	MATERIAL	MATERIAL	MAX. Ø (mm)					
STATIC APPLICATIONS													
SM 50	SCA	1 x 0.160	0.16	PTFE (or FEP)	0.52	SPC	FEP	1.05	2.90	50	97	1.15	SUBMINIATURES CONNECTORS
SM 75	SCA	1 x 0.102	0.10	PTFE (or FEP)	0.55	SPC	FEP	1.10	2.90	75	67	0.95	SUBMINIATURES CONNECTORS
SM 95	SCA	1 x 0.102	0.10	PTFE (or FEP)	0.86	SPC	FEP	1.50	4.80	95	51	0.75	SUBMINIATURES CONNECTORS
DYNAMIC APPLICATIONS													
SM 50 SCA P538394	SCA	7 x 0.063	0.19	FEP	0.52	SPC	FEP	1.05	2.80	50	97	1.69	SUBMINIATURES CONNECTORS
SM75 SPCI P538432	SPCI	7 x 0.04	0.12	FEP	0.55	SPC	FEP	1.10	2.90	75	67	1.69	SUBMINIATURES CONNECTORS

### CONSTRUCTION

- Conductor :
  - silver plated copper clad soft steel, single strand
  - silver plated copper clad soft steel
- Dielectric :
  - extruded PTFE (or FEP) for static applications
  - FEP for dynamic applications
- Velocity of propagation : 69%
- Screen or outer conductor :
  - silver plated copper
  - silver plated copper clad aluminium
- Outer sheath : light brown FEP


### CHARACTERISTICS

- extremely small diameter,
- excellent flexibility,
- perfect primary wire for multiconductor coaxial cables.

### APPLICATIONS

- Medical electronics,
- Audio equipment,
- Satellites,
- Miniaturised electronics.

## LIGHTWEIGHT VERSIONS



CABLE REFERENCE	CONDUCTOR			DIELECTRIC		TAPE & SCREEN MATERIAL	OUTER SHEATH		Nom. WEIGHT (g/m)	z <sub>c</sub> (Ω)	MAX. CAPACITANCE (pF/m)	Nom. ATTEN. AT 400 MHz (dB/m)
	MATERIAL	CONS. TRUCTION	NOM. Ø (mm)	MATERIAL	NOM. Ø (mm)		MATERIAL	MAX. Ø (mm)				
EN4604-006 WM P546413	SPC	1 x 1.02	1.02	A-PTFE®	2.94	SPC	FEP	4.10	40	50	82	0.205
EN4604-010 KX P847400	SPC	1 x 1.40	1.40	EXTRUDED CELLOFLON®	4.30	SPC	FEP	5.65	80	50	88	0.162
EN4604-009 KW P842357	SPCA	1 x 2.30	2.30	TAPED CELLOFLON®	6.20	SPC SPCA	FEP	7.65	95	50	88	0.100

### CONSTRUCTION

- Conductor
  - silver plated copper clad aluminium
  - silver plated copper
- Dielectric : CELLOFLON® or A-PTFE®
- Velocity of propagation : 75 %, 81% for A-PTFE®
- Screen or outer conductors :
  - silver plated copper
  - silver plated copper clad aluminium
- Outer sheath : extruded FEP

### APPLICATIONS

- aircrafts
- helicopters

# SUMMARY OF AXON' STANDARD COAXIAL CABLES

CABLE REFERENCE	MIL - DTL-17	NFC 93-550	CONDUCTOR			DIELECTRIC		SCREEN			OUTER SHEATH		Z <sub>c</sub>
			Material	Construction	nom Ø	Material	nom Ø	1	Triax. sheath	2	Material	Ø max.	
SM50			SCA	1 x 0.16	0.16	PTFE	0.52	SPC		-	FEP	1.05	50
SML50			SCA	1 x 0.16	0.16	GRAPHITE PTFE	0.52	SPC		-	TAPED PTFE	1.10	50
SMX50			SCA	1 x 0.16	0.16	PTFE	0.52	SPC	FEP	SPC	FEP	1.70	50
SM75			SCA	1 x 0.102	0.10	PTFE	0.55	SPC		-	FEP	1.10	75
SM95			SCA	1 x 0.102	0.10	PTFE	0.86	SPC		-	FEP	1.50	95
SM50 SCA - P538394			SCA	7 x 0.063	0.19	FEP	0.5	SPC		-	FEP	1.05	50
SM75 SPCI - P538432			SPCI	7 x 0.04	0.12	FEP	0.55	SPC		-	FEP	1.10	75
M17/93-RG178	M17/93-RG178	KX21	SCWS	7 x 0.10	0.30	PTFE	0.85	SPC		-	FEP	1.90	50
M17/169-00001	M17/169-00001		SCWS	7 x 0.10	0.30	PTFE	0.85	SPC		-	WHITE FEP	1.90	50
RG196/U			SCWH	7 x 0.10	0.30	PTFE	0.85	SPC		-	TAPED PTFE	2.03	50
RG196 A/U			SCWS	7 x 0.10	0.30	PTFE	0.85	SPC		-	TAPED PTFE	2.03	50
RGL196			SCWS	7 x 0.10	0.30	GRAPHITE PTFE	0.85	SPC		-	TAPED PTFE	2.03	50
M17/132-RG404	M17/132-RG404		SCWS	7 x 0.10	0.30	GRAPHITE PTFE	0.85	SPC		-	FEP	1.95	50
M17/93-00001	M17/93-00001		SCWS	7 x 0.10	0.30	PTFE	0.85	SPC		-	PFA	1.90	50
RG178DT-P500955		KX21DT	SCWS	7 x 0.10	0.30	PTFE	0.85	SPC		SPC	FEP	2.30	50
M17/131-RG403	M17/131-RG403		SCWS	7 x 0.10	0.30	PTFE	0.85	SPC	FEP	SPC	FEP	3.25	50
M17/94-RG179	M17/94-RG179		SCWS	7 x 0.10	0.30	PTFE	1.60	SPC		-	FEP	2.66	75
M17/136-00001	M17/136-00001		SCWS	7 x 0.10	0.30	PTFE	1.60	SPC		-	PFA	2.66	75
RG187 A/U			SCWS	7 x 0.10	0.30	PTFE	1.60	SPC		-	TAPED PTFE	2.79	75
RGL187			SCWS	7 x 0.10	0.30	GRAPHITE PTFE	1.60	SPC		-	TAPED PTFE	2.79	75
RGX179			SCWS	7 x 0.10	0.30	PTFE	1.60	SPC	FEP	SPC	FEP	3.80	75
P803859			SCWS	7 x 0.10	0.30	CELLOFLON®	1.30	SPC		SPC	FEP	2.40	75
P804298			SCA	7 x 0.102	0.30	CELLOFLON®	1.35	SPC		SPC	FEP	2.50	75
M17/95-RG180	M17/95-RG180		SCWS	7 x 0.10	0.30	PTFE	2.60	SPC		-	FEP	3.68	95
M17/137-00001	M17/137-00001		SCWS	7 x 0.10	0.30	PTFE	2.60	SPC		-	PFA	3.68	95
RG195/U			SCWH	7 x 0.10	0.30	PTFE	2.60	SPC		-	TAPED PTFE	3.93	95
RG195 A/U			SCWS	7 x 0.10	0.30	PTFE	2.60	SPC		-	TAPED PTFE	3.93	95
RGL195			SCWS	7 x 0.10	0.30	GRAPHITE PTFE	2.60	SPC		-	TAPED PTFE	3.93	95
RGX180	M17/177-00001		SCWS	7 x 0.10	0.30	PTFE	2.60	SPC	FEP	SPC	FEP	4.80	95
M17/113-RG316	M17/113-RG316	KX22	SCWS	7 x 0.17	0.51	PTFE	1.52	SPC		-	FEP	2.59	50
M17/172-00001	M17/172-00001		SCWS	7 x 0.17	0.51	PTFE	1.52	SPC		-	WHITE FEP	2.59	50
M17/138-00001	M17/138-00001		SCWS	7 x 0.17	0.51	PTFE	1.52	SPC		-	PFA	2.59	50
RG188/U			SCWH	7 x 0.17	0.51	PTFE	1.52	SPC		-	TAPED PTFE	2.79	50
RG188 A/U			SCWS	7 x 0.17	0.51	PTFE	1.52	SPC		-	TAPED PTFE	2.79	50
RGL188			SCWS	7 x 0.17	0.51	GRAPHITE PTFE	1.52	SPC		-	TAPED PTFE	2.79	50
RGX316			SCWS	7 x 0.17	0.51	PTFE	1.52	SPC	FEP	SPC	FEP	3.70	50
RG316DT-P530912		KX22DT	SCWS	7 x 0.17	0.51	PTFE	1.52	SPC		SPC	FEP	2.70	50
M17/152-00001	M17/152-00001	KX22DT	SCWS	7 x 0.17	0.51	PTFE	1.52	SPC		SPC	FEP	2.99	50
P812817			SPC	19 x 0.102	0.51	CELLOFLON®	1.35	SPC		SPC	FEP	2.40	50
M17/110-RG302/U	M17/110-RG302/U		SCWH	1 x 0.64	0.64	PTFE	3.70	SPC		-	FEP	5.25	75
P804151			SPC	19 x 0.102	0.51	CELLOFLON®	2.30	SPC		SPC	FEP	3.70	75
M17/111-RG303	M17/111-RG303		SCWH	1 x 0.94	0.94	PTFE	2.95	SPC		-	FEP	4.44	50
M17/170-00001	M17/170-00001		SCWH	1 x 0.94	0.94	PTFE	2.95	SPC		-	FEP	4.44	50
M17/60-RG142	M17/60-RG142		SCWH	1 x 0.94	0.94	PTFE	2.95	SPC		SPC	FEP	5.08	50
M17/158-00001	M17/158-00001		SCWH	1 x 0.94	0.94	PTFE	2.95	SPC		SPC	FEP	5.08	50
P805311			SPC	19 x 0.16	0.80	CELLOFLON®	2.10	SPC		SPC	FEP	3.05	50
M17/128-RG400DT	M17/128-RG400DT		SPC	19 x 0.20	0.97	PTFE	2.95	SPC		SPC	FEP	5.08	50
M17/175-00001	M17/175-00001		SPC	19 x 0.20	0.97	PTFE	2.95	SPC		SPC	FEP	5.08	50
RG400ST			SPC	19 x 0.20	0.97	PTFE	2.95	SPC		-	FEP	4.20	50
RGX400			SPC	19 x 0.20	0.97	PTFE	2.95	SPC	FEP	SPC	FEP	5.40	50
P533000	M17/127-RG393		SPC	7 x 0.79	2.37	PTFE	7.24	SPC		SPC	FEP	9.90	50



**>> FRANCE**  
**AXON' CABLE S.A.S.**  
2 RTE DE CHALONS-EN-  
CHAMPAGNE  
51210 MONTMIRAIL  
TEL: +33 3 26 81 70 00  
FAX: +33 3 26 81 28 83  
[sales@axon-cable.com](mailto:sales@axon-cable.com)

SUBSIDIARIES

HEADQUARTERS

## AXON' COAXIAL CABLES

### ADVANTAGES

- low dielectric constant,
- low losses,
- weight and space saving,
- high temperature resistance,
- excellent mechanical resistance,
- remarkable chemical inertness,
- good ageing characteristics,
- flexibility.

### APPLICATIONS

- aerospace industry,
- telecommunications,
- radio / television,
- video systems,
- various types of measuring equipment,
- computer systems,
- medical devices : scanners, imaging equipment,
- military equipment and weapon systems.

### QUALITY CONTROL

dimensional, characteristic impedance, capacitance and attenuation tests.

### TECHNICAL BACK-UP

- Terminated coaxial cables : easier installation and significant time saved for the user.
- Harnesses delivered with a Certificate of Test and/or conformity.
- Design of special constructions per customer request.

### CUSTOMER BUYING GUIDE

The items listed below are absolutely essential for us to be able to provide you with the answer to your requirements :

- operating temperature,
- degree of non flammability,
- impedance,
- capacitance,
- maximum permitted attenuation at a given frequency,
- type of connector used,
- application.

#### >> BRAZIL

**AXON' CABLE IND. E COM. LTDA.**  
Av. Afonso Arinos de Melo Franco,  
222 sala 276 bloco2B  
Barra da Tijuca - CEP. : 22631-455  
RIO DE JANEIRO - RJ  
TEL: +55 21 3596-8002  
[l.moreira@axon-cable.com](mailto:l.moreira@axon-cable.com)

#### >> CHINA

**AXON' INTERCONNECT LIMITED**  
HIGH TECH INDUSTRIAL PARK,  
CHANG BAO XI ROAD  
RONGGUI, 528306  
SHUNDE, GUANGDONG  
TEL: +86 757 2838 7200  
FAX: +86 757 2838 7212  
[sales@axon-interconnect.com](mailto:sales@axon-interconnect.com)

#### >> GERMANY

**AXON' KABEL GmbH**  
POSTFACH 1131  
71201 LEONBERG  
HERTICHSTR. 43  
71229 LEONBERG  
TEL: +49 7152 97992-0  
FAX: +49 7152 97992-7  
[sales@axon-cable.de](mailto:sales@axon-cable.de)

#### >> HUNGARY

**AXON' KÁBELGYÁRTÓ KFT.**  
KECSKEMÉT H-6000,  
WÉBER EDE U. 10/A  
TEL: +36 76 508 195  
FAX: +36 76 508 196  
[axon@axon-cable.hu](mailto:axon@axon-cable.hu)

#### >> INDIA

**AXON' INTERCONNECTORS  
AND WIRES PVT LTD**  
#117, Neil Rao Towers  
Suite No. 1W, Road No. 3  
EPIP, Whitefield  
BANGALORE 560066  
TEL: +91 804 091 8186  
FAX: +91 804 091 8185  
[sales@axon-cable.in](mailto:sales@axon-cable.in)

#### >> JAPAN

**AXON' CABLE JAPAN OFFICE**  
TEL/FAX: +81 26 244 2261  
[axon-japan@nifty.com](mailto:axon-japan@nifty.com)

#### >> LATVIA

**AXON' CABLE SIA**  
VIŠKU IELA, 21C  
DAUGAVPILS - LV-5410  
TEL: +371 6540 78 91  
FAX: +371 6540 78 93  
[axon@axoncable.lv](mailto:axon@axoncable.lv)

#### >> MEXICO

**AXON' INTERCONEX,  
S.A. DE C.V.**  
Av. Peñuelas 21-A1.  
Industrial San Pedrito Peñuelas  
Querétaro Park  
76148 QUERÉTARO, QRO.  
TEL: +52 442 215 2713  
FAX: +52 442 220 6464  
[b.aguilar@axoncable.com](mailto:b.aguilar@axoncable.com)

#### >> SPAIN

**AXON' CABLE SPANISH OFFICE**  
C/CAPITÁN HAYA, Nº 1,  
PLANTA 15  
28020 MADRID  
TEL: +34 91 418 43 46  
FAX: +34 91 556 28 80  
[sales@axon-cable.com](mailto:sales@axon-cable.com)

#### >> UNITED KINGDOM

**AXON' CABLE Ltd**  
Axon' Agora  
Admiralty Park - ROSYTH  
DUNFERMLINE - FIFE  
KY11 2YW  
TEL: +44 1383 421500  
FAX: +44 8715 282789  
[sales@axon-cable.co.uk](mailto:sales@axon-cable.co.uk)

#### >> USA

**AXON' CABLE INC.**  
1314 N PLUM GROVE ROAD  
SCHAUMBURG, IL. 60173  
TEL: +1 847 230 7800  
FAX: +1 847 230 7849  
[sales@axoncable.com](mailto:sales@axoncable.com)

AXON' AGENT



Visit our website  
[www.axon-cable.com](http://www.axon-cable.com)