

400 Series Buccaneer


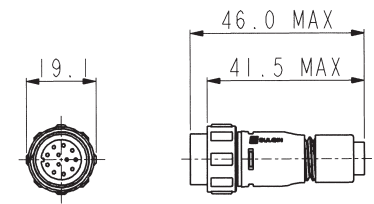

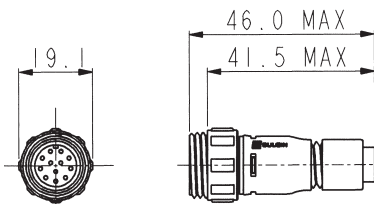

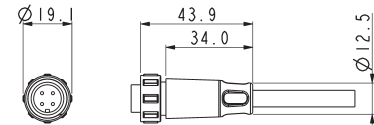

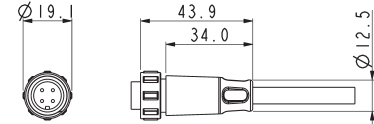

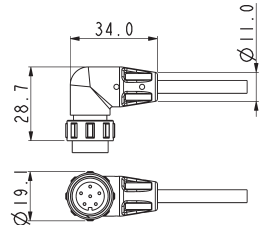
One of our most compact connectors within the Buccaneer range, the 400 Series Buccaneer is ideal for designs requiring a small footprint. Taking a selection of great features and specifications from the larger Buccaneer family, the 400 Series miniature power connectors condenses them into a compact form factor giving engineers greater flexibility.



- Flex Cable Connector
- Water and Dustproof to IP68 when Mated with Compatible Connector
- Pin or Socket
- 2, 3, 4, 6, 8, 10 or 12 Pole
- Crimp or Solder Contacts available (supplied separately; use 8A for 2/3 Pole, 5A for 4/6/8 Pole, 1A for 10/12 Pole)
- Contact Insertion and Crimp Tools available (supplied separately)
- Choice of Cable Acceptance 3mm-7mm depending on Part Code; supplied with Cable Gland and Collet Colour Coded by Size
- PX0481 Sealing Cap available separately to maintain IP Rating of Unmated Connectors
- Mate with Flex In-Line or Panel Mount Connectors PX0401, PX0411, PX0412, PX0413


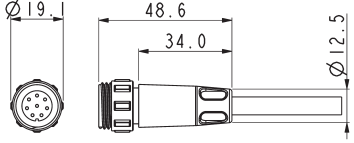

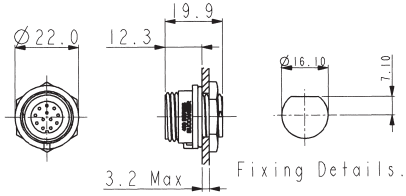

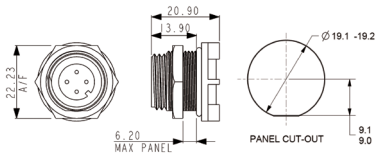

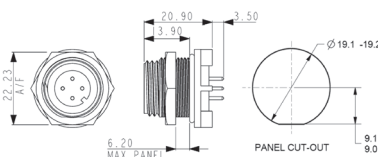
400 Series Buccaneer



<p>Flex Cable Connector</p>  <p>PX0410</p>	<ul style="list-style-type: none"> ○ Mates with Flex In-line or Panel Mounting Versions PX0401, PX0411, PX0412 & PX0413 ○ Pin or Socket ○ 2, 3, 4, 6, 8, 10 or 12 Pole ○ Screw Locking Ring 	
<p>Inline Flex Cable Connector</p>  <p>PX0411</p>	<ul style="list-style-type: none"> ○ Mates with Flex Cable Connectors PX0400, PX0402 & PX0410 ○ Pin or Socket ○ 2, 3, 4, 6, 8, 10 or 12 Pole ○ For In-Line Cable Connection ○ Contacts Supplied Separately 	
<p>Pre Wired Flex Cable Connector</p>  <p>PX0400</p>	<ul style="list-style-type: none"> ○ Overmoulded Flex Connector for Pre-Wired Cable Assemblies ○ Pin or Socket ○ Cable Range 2.5 -9.0mm o/d ○ Mates with PX0401 & PX0411 Flex In-Line & PX0412 & PX0413 Panel Mounting Connectors 	
<p>Smart Connector</p>  <p>PXS4 XX</p>	<ul style="list-style-type: none"> ○ Overmoulded Pre-Wired Sealed Connector ○ 4, 6, 8, 10, 12 Pole ○ Embedded Memory Chip Through 1 Wire EEPROM ○ Mates with PX0401, PX0411 & PX0412, PX0413 	
<p>Pre Wired Flex Cable Connector</p>  <p>PX0402</p>	<ul style="list-style-type: none"> ○ Right-Angled Overmoulded ○ Flex Connector for Pre-Wired Cable Assemblies ○ Cable Range 2.5 -9.0mm o/d ○ Mates with PX0401, PX0411 & PX0412, PX0413 	

400 Series Buccaneer



<p>Pre Wired Inline Flex Connector</p>  <p>PX0401</p>	<ul style="list-style-type: none"> ⬡ Overmoulded Flex Connector for Pre-Wired Cable Assemblies ⬡ Pin or Socket ⬡ Cable Range 2.5 -9.0mm o/d ⬡ 2, 3, 4, 6, 8, 10 or 12 Pole ⬡ Mates with PX0400, PX0402 & PX041 	
<p>Front Panel Mounting Connector</p>  <p>PX0412</p>	<ul style="list-style-type: none"> ⬡ Mates with Flex Cable Connectors PX0410, PX0400 & PX0402 ⬡ Front Panel Mounting ⬡ Single Hole Fixing ⬡ Contacts Supplied Separately ⬡ 2, 3, 4, 6, 8, 10 or 12 Pole 	
<p>Rear Panel Mounting Connector</p>  <p>PX0413</p>	<ul style="list-style-type: none"> ⬡ Mates with Flex Cable Connector PX0410, PX0400 & PX0402 ⬡ Rear Panel Mounting ⬡ Single Hole Fixing ⬡ Contacts Supplied Separately ⬡ 2, 3, 4, 6, 8, 10 or 12 Pole 	
<p>PCB Mounting Connector</p>  <p>PX0413</p>	<ul style="list-style-type: none"> ⬡ Mates with Flex Cable connector PX0410, PX0400 & PX0402 ⬡ PCB Rear Panel Mounting ⬡ Straight PC Spills ⬡ Pre-Loaded Gold Plated Contacts ⬡ 2, 3, 4, 6, 8, 10 or 12 Pole 	

400 Series Buccaneer

Sealing Caps



PX0480, PX0480/1
PX0481, PX0484

- ⬡ Unmated Connectors Maintain IP68 Rating
- ⬡ PX0480: Fits PX0412 (Panel Mounting)
- ⬡ PX0480/1: Fits PX0401 & PX0411 (Flex In-Line)
- ⬡ PX0481: Fits PX0400, PX0402 & PX0410 (Flex Connector)

Part No.	Description
PX0482	4 Pairs Cable Glands and Collets to Suit Cables from 3.0 to 5.0mm Diameter
PX0483	4 Pairs Cable Glands and Collets to Suit Cables from 5.0 to 7.0mm Diameter

400 Series Buccaneer



Technical Overview Data

Crimp Contacts:

Pole:	Current Rating:	Pin:	Socket:	Pack Qty:	Cable Acceptance (Dia):
2, 3	8A	SA3350	SA3349	10	20 - 24 AWG
4, 6, 8	5A	SA3348	SA3347	10	22 - 26 AWG
10, 12	1A	SA3180	SA3179	10	24 - 28 AWG

Solder Contacts:

Pole:	Current Rating:	Pin:	Socket:	Pack Qty:	Cable Acceptance (Dia):
2, 3	8A	SA3350/1	SA3349/1	10	20 - 24 AWG
4, 6, 8	5A	SA3348/1	SA3347/1	10	22 - 26 AWG
10, 12	1A	SA3180/1	SA3179/1	10	24 - 28 AWG

Insertion / Extraction:

Pole:	Current Rating:	Pin:	Socket:	Pack Qty:	Cable Acceptance (Dia):
2, 3	8A	SA3350	SA3349	10	20 - 24 AWG
4, 6, 8	5A	SA3348	SA3347	10	22 - 26 AWG
10, 12	1A	SA3180	SA3179	10	24 - 28 AWG

Solder Contacts:

	Pole:	Current Rating:	Pin:	Colour:	Part No:
Insertion / Extraction Tool	2, 3	8A	SA3350/1	Blue	13027/2
Insertion / Extraction Tool	4, 6, 8	5A	SA3348/1	Red	13027/1
Insertion / Extraction Tool	10, 12	1A	SA3180/1	Green	13027

Crimp Tools:

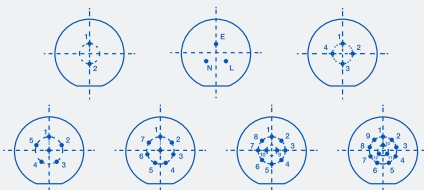
	Pole:	Current Rating:	Colour:	Part No:
Positioner	2, 3	8A	Blue	14025/8AMP
Positioner	4, 6, 8	5A	Red	14025/5AMP
Positioner	10, 12	1A	Green	14025/1AMP
8 Indent Crimp Tool for use with positioners				14025

Contact Layout:



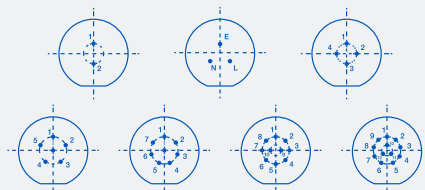
Sockets:

Contact numbers viewed from rear:



Plugs:

Contact numbers viewed from rear:



400 Series Buccaneer



Technical Overview Data

Electrical:

No. Poles:	2, 3	4, 6, 8	10, 12
Current Rating:	8A	5A	1A
Voltage Rating (ac/dc):	250Vac/dc	125Vac/dc	50Vac/dc
Contact Resistance:	<5mΩ		
Insulation Resistance:	>10 ⁹ MΩ (@ 500V d.c.)		
AC Breakdown voltage:	2.5kV		
Operating Temperature:	-40°C to +80°C -20°C to +60°C		

Flex & Panel Types Overmoulded

Approvals

UL	E214972
CSA	1273303
VDE	40002226
	Overmoulded Cable Assemblies Approvals to Customer Requirements

Materials:

Flex & Panel Types

Body Mouldings:	Polyamide
Flammability Rating:	UL94V-0
UV Resistance:	To EN 50021:1999

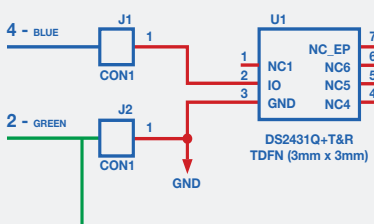
Overmoulded Types

Body Mouldings:	Polyurethane
Flammability Rating:	UL94V-HB
Contacts:	Copper alloy, Gold plated
O Rings:	Nitrile
Panel Sealing O Ring:	Nitrile
RoHS	Compliant

Smart Connector EEPROM:

1024 - Bit Memory

1 - Wire
Can be Write Protected
Manufacturer - Maxim Integrated
Part Number - 0S2431



Mechanical:

Sealing:	IP69K, Tested in Accordance with DIN 40050/Part 9 IP6k9k
	IP68, EN60529:1992+A2:2013 Tested @ 1.054kg/sq cm (15lb/sq in) 10m Depth for 2 Weeks
Salt Mist:	EN60068-2-52 Test Kb Salt Mist (Cyclic) Marine Severity Level 1
Cable Acceptance:	3.0 - 7.0mm
Contact Accommodation:	2, 3 pole, 20 - 24 AWG 4, 6, 8 pole, 22 - 26 AWG 10, 12 pole, 24 - 28 AWG
Termination:	Crimp, solder and PCB
Insertion / Withdrawal Force	

No. Poles:	2 3 4 6 8 10 12
Insertion Force (typ):	19N 25N 27N 27N 28N 55N 62N
Withdrawal Force (typ):	12N 17N 17N 21N 22N 25N 29N

Tightening Torques:	
Panel Mount (PX0412)	
Rear Fixing Nut:	1.0-1.1Nm (9lbf.in.)
Panel Mount (PX0413)	
Front Fixing Nut:	1.0-1.1Nm (9lbf.in.)

Cable Retention Force	
3.0mm Dia	60
4.0 to 7.0mm Dia	N 80N

Rear Panel Thread PX0412:	M16x1.5
Panel Thread PX0413:	18.97x26TPI Whitworth Form to BS84 Med Fit

Dimensions:

Overall Dimensions of Connectors when Mated:

Flex + Flex In-Line	80mm
Dia. Over Coupling Ring	19.1mm
	Dia. Over Coupling Ring

Pin	Wire Colour
1	Red
2	Green
3	Yellow
4	Blue
5	White
6	Black
7	Brown
8	Violet
9	Orange
10	Pink
11	Turquoise
12	Grey

400 Series Buccaneer



Standard Variation:

PX04 xx	XX	X	XXXX
Body Styles	Number Contacts	Contact Type	For PX0410 and PX0411 Cable Connectors - Cable Entry Size:
PX0410 = Flex Body	02 = 2 Pole	P = Pin	3035 = 3.0 - 3.5mm (Light Grey)
PX0411 = Flex In-Line Body	03 = 3 Pole	S = Socket	3540 = 3.5 - 4.0mm (Grey)
PX0412 = Front Panel Mounting Body	04 = 4 Pole		4045 = 4.0 - 4.5mm (Green)
PX0413 = Rear Panel / PCB Mounting Body	06 = 6 Pole		4550 = 4.5 - 5.0mm (Red)
	08 = 8 Pole		5055 = 5.0 - 5.5mm (Yellow)
	10 = 10 Pole		5560 = 5.5 - 6.0mm (Blue)
	12 = 12 Pole		6065 = 6.0 - 6.5mm (White)
			6570 = 6.5 - 7.0mm (Black)
Example:			Cable Gland & Collet supplied in Colour Coded Pairs.
PX0410/10S/4045 = Flex Cable Connector 10 Socket Contacts with Gland & Collet for Cables between 4.0 and 4.5mm Diameter (Supplied Less Contacts)			For PX0413 PCB/Rear Panel Mount:
PX0412/08P = Front Panel Mounting Connector 8 Pin Contacts (Supplied Less Contacts)			PC = Pre-Loaded PC Pins
PX0413/06P = Rear Panel Mounting Connector for 6 Pin Contacts (Supplied Less Contacts)			Blank = No Pins Supplied
PX0413/04P/PC = Rear Panel / PCB Connector 4 Pin Contacts PCB Mounting (Supplied with Contacts Loaded)			For PX0412 Front Panel Mount:
			Suffix Not Required - Leave Blank

Smart Variation:

PXS4xx	XX	XX	X
Body Styles	Cable Length	Number of Contacts	Contact Type
PXS410 = Flex Body	02 = 2m	04 = 4 Poles	P = Pin
	03 = 3m	06 = 6 Pole	S = Socket
	05 = 5m	08 = 8 Pole	
	10 = 10m	10 = 10 Pole	
		12 = 12 Pole	
Example:			
PXS410/02/04/P = Smart Flex Cable Connector 2M Cable to Free End, 4 Pin Contact			