


Features

- For LED Indoor Office & Retail Application
- High Reliability & Long Life 50,000hrs
- Compact Size/ Optimized Performance
- Constant Current Design/ Low Inrush Current/ Low Ripple Current
- Wide Input Range for Worldwide Use (up to 305Vac)
- Low Energy Consumption at Standby
- Type HL LED Driver for use in Class I Division 2 hazardous location luminaires (only G type)
- IP65 Design (only G type)
- Suitable to Dry, Damp Location
- Protections: Short Circuit/ Open Circuit/ Over Voltage/ Over Temperature
- Class 2 Power Unit
- 100% Burn-in Test
- Safety: Meet IEC61347-2-13, UL8750 & EMI EN55015



IP65      ^{Type} **HL Class 2**

FSP50-ZZAP(XXX) 
Blank Type: IP20 rated
G Type: IP65 rated

SPECIFICATION

Model Name	FSP50-ZZAP(070) <input type="checkbox"/>	FSP50-ZZAP(100) <input type="checkbox"/>	FSP50-ZZAP(125) <input type="checkbox"/>	FSP50-ZZAP(140) <input type="checkbox"/>
Rated Power	50W	45W	50W	45W
Output Voltage	60-70V	30-45V	25-40V	18-32V
Rated Current	700mA	1000mA	1250mA	1400mA
Efficiency (typ.)	90%	89%	89%	88%
Input Voltage/ Frequency	120~277Vac/ 47~63Hz			
Power Factor (typ.)	PF \geq 0.98/120Vac, PF \geq 0.95/230Vac, PF \geq 0.90/277Vac at full load			
Turn On Delay Time,Rise time	\leq 0.5s max / \leq 50ms max.			
Inrush Current (typ.)	10A at 277Vac, 25°C cold start			
Life Time [2]	50,000 hours@amb. \leq 30°C			
Operating Temperature	-20°C~+45°C			-20°C~+40°C
Output Current Accuracy	\pm 5%	\pm 5%	\pm 5%	\pm 5%
Output Ripple Current[3]	\pm 5%	\pm 5%	\pm 5%	\pm 5%
Line Regulation	\pm 0.5%	\pm 0.5%	\pm 0.5%	\pm 0.5%
AC Current (typ.)	$<$ 0.54A			
Leakage Current	\leq 0.25mA/ 240Vac			
Operating Humidity	20~85% RH non-condensing			
Storage Temperature	-40~+85°C			
Storage Humidity	10~95%RH			
Vibration	0.01g ² /Hz at 5 Hz sloping to 0.02g ² /Hz at 20 Hz, and maintaining 0.02g ² /Hz from 20 Hz to 500 Hz at a constant acceleration of 3.13G for 20 minutes per axis for all three axes			
Over Voltage Protection	$<$ 120V	$<$ 60V	$<$ 60V	$<$ 60V
Other Protections	Auto Recovery			
Other Protections	SCP ; Open Circuit Protection ; OTP ; OLP			
Surge Voltage	Differential Mode \geq 1KV ; Common Mode \geq 2KV			
Withstand Voltage (Hipot)	I/P-O/P 3750Vac, I/P-FG 1875Vac			
Isolation Resistance	I/P-O/P I/P-FG: 100M ohm @ 500Vdc / 25°C			
Safety Standards	UL8750, Type HL, LVLE,UL1310 Class 2, CSA-C22.2 No. 250.13, EN61347-1, EN61347-2-13 Approved.			
EMC Standard	Compliant with EN55015 CLASS B, EN61000-3-2 Class C, EN61000-3-3			
Dimension (LxWxH)	162.5 x 42.5 x 32 mm			
Net Weight / Packing	165g ; 36 pcs / box			

Notes:

1. Data that didn't mention is tested under 230Vac/ 50Hz full load condition.
2. Data at full load and rated voltage, 230Vac/50Hz input, and 35°C ambient temperature unless otherwise specified.
3. The ripple current must be measured under the condition of AC coupling & 20MHz bandwidth. (Rated input and rated output)

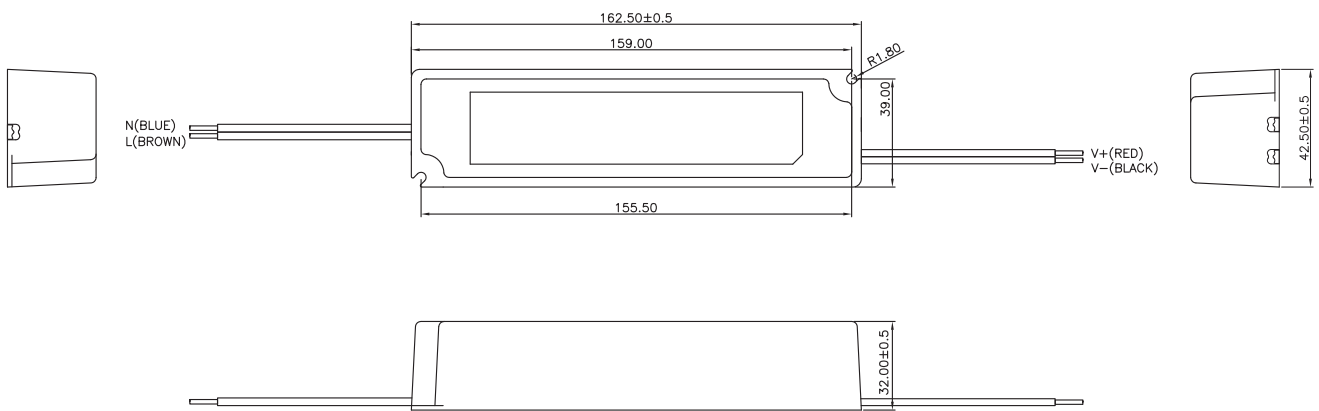


FSP TECHNOLOGY INC.

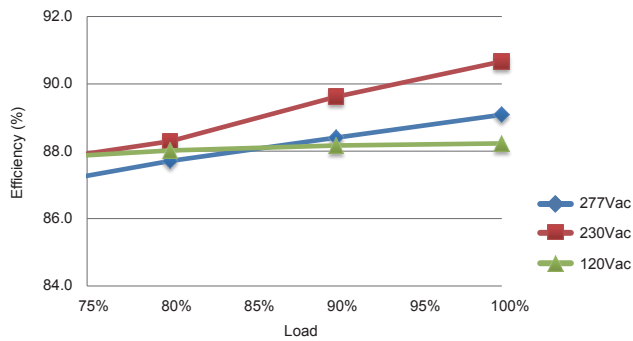
www.fsp-group.com / sales@fsp-group.com.tw
NO.22,Jianguo E. Rd., Taoyuan City, Taiwan, R.O.C.
TEL : +886-3-375-9888 / FAX : +886-3-375-6966



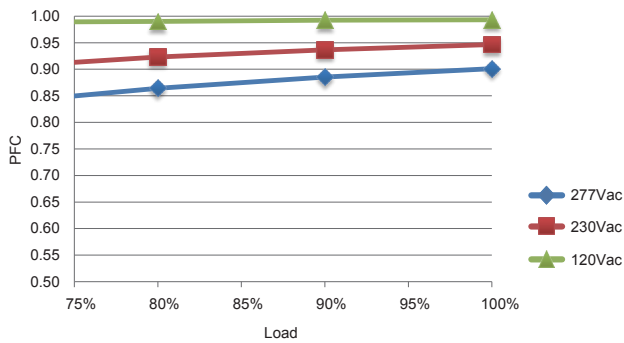
Unit: mm



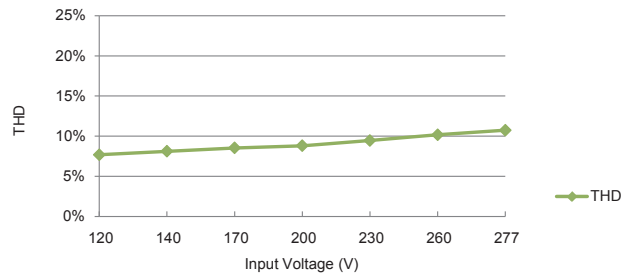
Efficiency



PFC vs Loading



THD vs Input Voltage



FSP TECHNOLOGY INC.

www.fsp-group.com / sales@fsp-group.com.tw
 NO.22, Jianguo E. Rd., Taoyuan City, Taiwan, R.O.C.
 TEL : +886-3-375-9888 / FAX : +886-3-375-6966