

CABLE 138 RF: IPEX MHF PLUG + RP SMA STRAIGHT BULKHEAD JACK WITH O-RING RATED TO IP67/68 + MULTIPLE CABLES SIZES

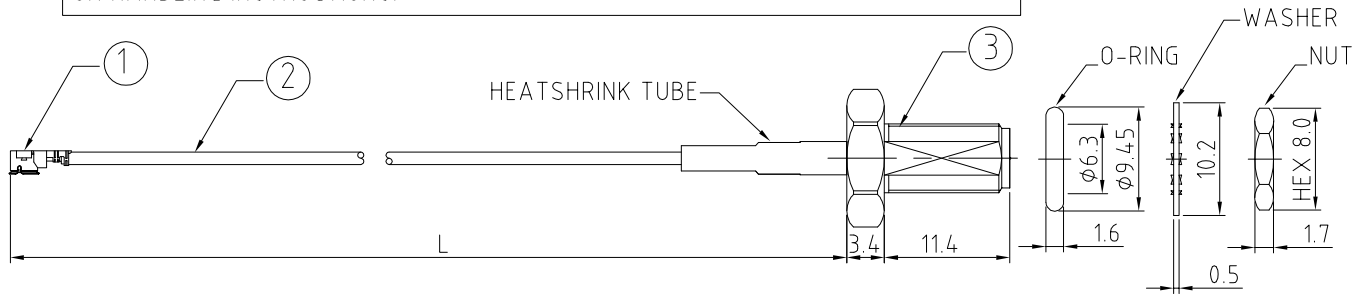
SPECIFICATIONS:

1. IPEX MHF PLUG FOR  $\phi 1.13\text{MM}$  CABLE: 20278-112R-13, FOR  $\phi 1.37\text{MM}$  CABLE: 20351-112R-37, FOR RG178 CABLE: 20278-112R-18.
2. COAXIAL CABLE, SEE P/N OPTIONS.
3. RP SMA ST BULKHEAD JACK WITH O-RING RATED TO IP67/68, PN: RFCT-SMA008-F78, GOLD.

**USAGE PRECAUTIONS: CABLES USING 'MICRO' COAX ARE DELICATE:**  
 (i) HANDLE WITH CARE.  
 (ii) DO NOT TWIST; APPLY EXCESSIVE FORCES OR SHARP BENDS TO THE CABLE. DO NOT FORCEFULLY DEFORM WIRES.  
 (iii) CONSULT CONNECTOR MANUFACTURER'S DATASHEETS FOR DETAILED NOTES ON HANDLING INSTRUCTIONS.

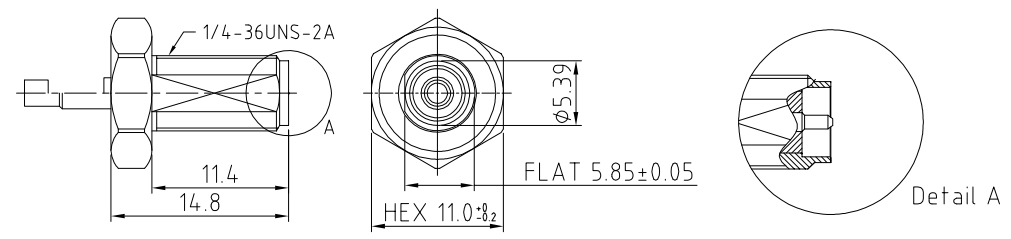
ENVIRONMENTAL:

- A. BULKHEAD MOUNTED CONNECTOR (RFCT-SMA008-F78) TESTED TO THE FOLLOWING SPECIFICATION:
- i. IP6X - DUST TIGHT - NO PARTICLE INGRESS.
  - ii. IPX7 WATERPROOF FOR 30 MINUTES UP TO 1M UNDERWATER.
  - iii. IPX8 WATERPROOF FOR 48 HOURS AT 1M UNDERWATER.
  - iv. IPX8 WATERPROOF FOR 12 HOURS AT 5M UNDERWATER.
  - v. PRESSURE TEST - 1 BAR FOR 10 SECONDS.



NOTES:

1. THE ORIENTATION OF CONNECTORS ON DRAWING IS FOR REFERENCE ONLY, IF THE ORDER IS LEFT BLANK THE CONNECTOR WILL NOT HAVE FIXED ORIENTATION.
2. FIXED ORIENTATION IS SUGGESTED FOR CABLE LENGTH 25MM TO 100MM. PLEASE SPECIFY THE FIXED ORIENTATIONS FROM THE ORDER CODE (F1, F2, ETC)
3. CONTACT GRAD CONN IF THE ORIENTATION YOU REQUIRE IS NOT SHOWN.
4. WORKING FREQUENCY RANGE: DC-3GHz.
5. OPERATING TEMPERATURE:  $-40^{\circ}\text{C} \sim +90^{\circ}\text{C}$



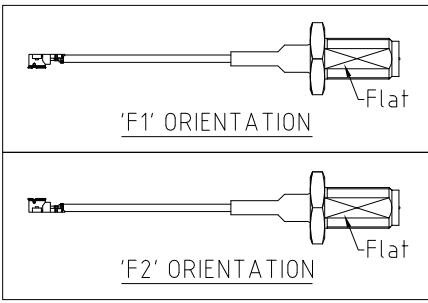
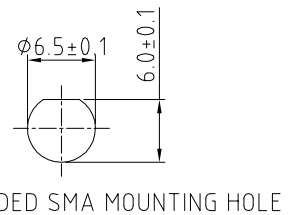
HOW TO ORDER  
 CABLE 138 RF - X X X - X X - X - X

SMA DETAIL DRAWING  
 CABLE SIZE OPTIONS:  
 0 =  $\phi 1.13\text{MM}$  CABLE, COLOR: GRAY.  
 1 =  $\phi 1.13\text{MM}$  LOW LOSS CABLE, COLOR: GRAY.  
 2 =  $\phi 1.37\text{MM}$  CABLE, COLOR: BLACK.  
 3 = RG178 CABLE, COLOR: BROWN.

"L" LENGTH IN MM:  
 eg: 100MM = 100  
 (MIN. 025-MAX.400)  
 STANDARD = 100, 150, 200  
 Tolerance:  $<50\text{mm} : \pm 2\text{mm}$ .  
 51-200mm:  $\pm 5\text{mm}$ .  
 201-400mm:  $\pm 7\text{mm}$ .

WASHER AND NUT OPTIONS:  
 BLANK = SEPARATELY PACKED (STANDARD)  
 A = ASSEMBLED WITH CONNECTOR

ORIENTATION OPTIONS:  
 BLANK = DOES NOT HAVE A FIXED ORIENTATION  
 F1 = MHF CONNECTION DOWN (L=25-100MM)  
 F2 = MHF CONNECTION UP (L=25-100MM)  
 (SEE NOTES 1, 2, 3 AND DIAGRAMS FOR MORE INFORMATION)



REV. DATE & DRN
10 09/07/12 - NYW RELEASE
11 05/02/13 - NYW ADD NOTE 4.
12 06/18/13 - NYW AMEND SMA P/N.
13 06/11/13 - NYW AMEND FREQUENCY TO 3GHz.
14 23/07/15 - NYW UPDATE SMA PART NUMBER.
15 30/07/15 - R/JH ADD MOUNTING INFO.
16 02/06/16 - NYW ADD 1.13MM CABLE OPTION.
17 30/09/16 - R/JH ADD 1.37 CABLE OPTION.
18 19/05/17 - NYW ADD RG178 CABLE OPTION.
19 ADD OPERATING TEMP.

Scale: NTS	THIRD ANGLE	Unstated: X, XX, XXX ANGLES	Tolerances: N/A, N/A, N/A, N/A
Drawn: RJH			
App'd: XXX	Title: CABLE ASSEMBLY		
Date: 27 MAY '19	Revision: 1.9	Unit: mm	

IP67/68 Rated Cables www.gradconn.com

Type: Cable 138 RF
CABLE 138 RF
Drawing Number:
Sheet 1 of 1
Drawing © E and O E