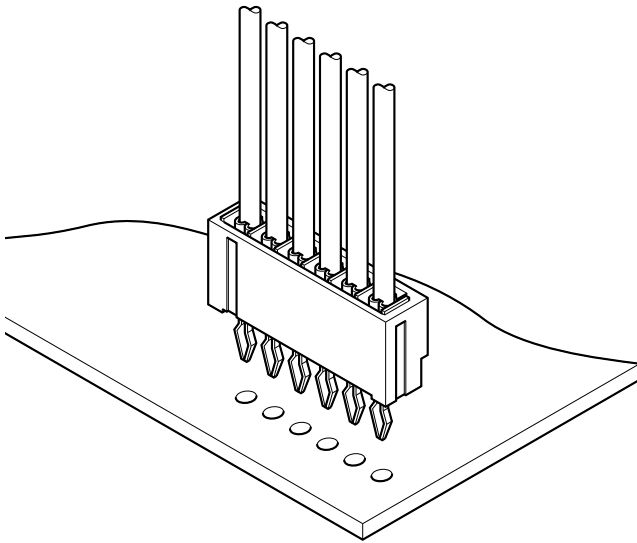


# SAN CONNECTOR

2.0 mm pitch/Board-in Crimp style connectors



Measuring 2.0 mm in pitch, 6.0 mm in mounting height, and 3.25 mm in thickness, this board-in connector meets the needs for high-density mounting on printed circuit boards efficiently and economically. The connector is ideal for VCRs, car stereo systems, audio products and many other consumer oriented electronic products.

- Compact
- Housing lances
- Easy mounting onto printed circuit boards
- Two types of contacts

## Specifications

- Current rating: 2 A AC/DC (AWG #24)
- Voltage rating: 250 V AC/DC
- Temperature range: -25°C to +85°C  
(including temperature rise in applying electrical current)
- Insulation resistance: 1,000 MΩ min.
- Withstanding voltage: 800 VAC/minute
- Applicable wire: AWG #30 to #24
- Applicable PC board thickness:
  - Type A contact: 1.2 mm, 1.6 mm
  - Type B contact: 1.6 mm

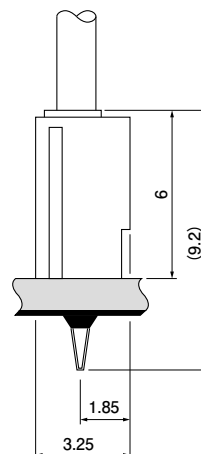
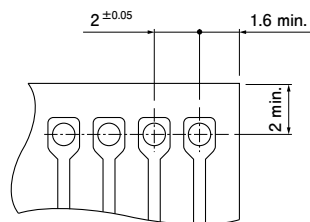
\* In using the products, refer to "Handling Precautions for Terminals and Connectors" described on our website (Technical documents of Product information page).

- \* RoHS2 compliance
- \* Dimensional unit: mm
- \* Contact JST for details.

## Standards

- Ⓜ Recognized E60389
- Ⓢ Certified LR20812

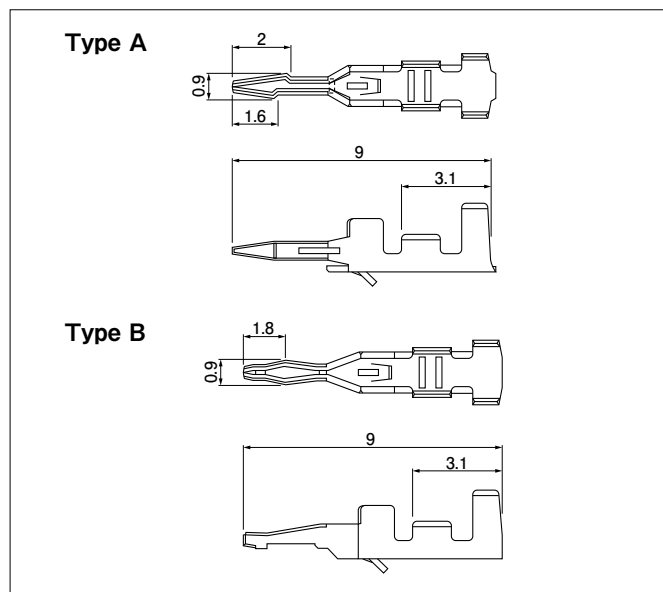
### PC board layout and Assembly layout



- Note: 1. The above figure is the figure viewed from soldering side.  
 2. Tolerances are non-cumulative: ± 0.05 mm for all centers.  
 \*Type A 0.8<sup>+0.1</sup><sub>-0.05</sub> dia.  
 \*Type B 2 to 7 circuits: 0.75 ± 0.05 dia.  
 8 to 15 circuits: 0.85 ± 0.05 dia.  
 3. Hole dimensions differ according to the type of PC board and piercing method.  
 The dimensions above should serve as a guideline. Contact JST for details.

# SAN CONNECTOR

## Contact



Model No.	Type	Applicable wire		Insulation O.D. (mm)	Q'ty/reel
		mm <sup>2</sup>	AWG #		
SAN-002T-0.8A	A	0.05~0.22	30~24	0.9~1.3	14,000
SAN-002T-0.8K	B				

### Material and Finish

Brass, tin-plated (reflow treatment)

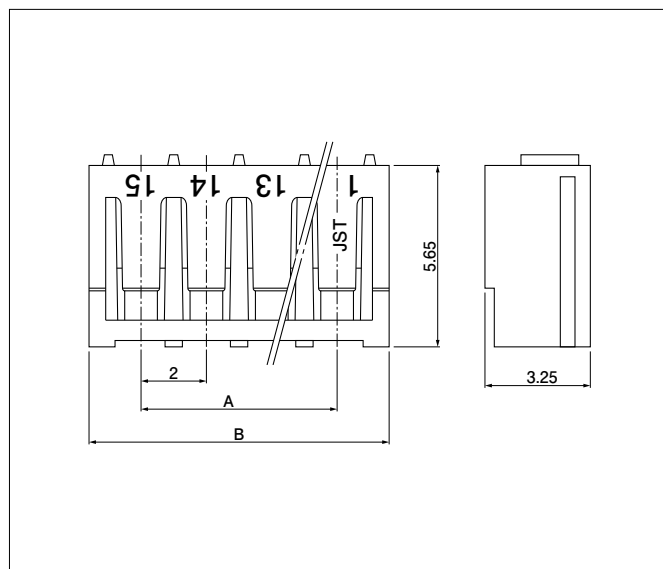
### RoHS2 compliance

Note: Contact JST if you require shielded wires, thin wires or other special wires.

Contact	Crimping machine	Applicator		
		Crimp applicator	Dies	Crimp applicator with dies
SAN-002T-0.8A	AP-K2N	MKS-L	MK/SAN-002-08	APLMK SAN002-08
SAN-002T-0.8K				

Note: Contact JST for fully automatic crimping applicator.

## Housing



No. of circuits	Model No.	Dimensions (mm)		Q'ty/bag
		A	B	
2	2P-SAN	2.0	5.2	1,000
3	3P-SAN	4.0	7.2	1,000
4	4P-SAN	6.0	9.2	1,000
5	5P-SAN	8.0	11.2	1,000
6	6P-SAN	10.0	13.2	1,000
7	7P-SAN	12.0	15.2	1,000
8	8P-SAN	14.0	17.2	1,000
9	9P-SAN	16.0	19.2	1,000
10	10P-SAN	18.0	21.2	1,000
11	11P-SAN	20.0	23.2	1,000
12	12P-SAN	22.0	25.2	1,000
13	13P-SAN	24.0	27.2	1,000
14	14P-SAN	26.0	29.2	1,000
15	15P-SAN	28.0	31.2	1,000

### Material and Finish

PA 66, UL94V-0, yellow

### RoHS2 compliance

<For reference> As the color identification, the following alphabet shall be put in the underlined part. For availability, delivery and minimum order quantity, contact JST.

ex. 2P-SAN-o  
(blank)...yellow K...black W...white R...red