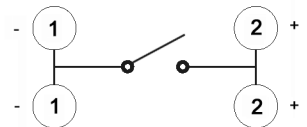
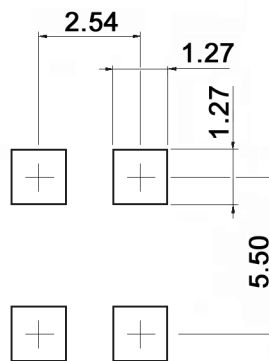


SCHEMATIC



Month	Date code 2-digit
Jan	A
Feb	B
Mar	C
Apr	E
May	F
Jun	G
Jul	H
Aug	J
Sep	N
Oct	P
Nov	S
Dec	T

P.C. LAYOUT



2-digit date code:
 - first digit indicates year of manufacture
 - second digit indicates month of manufacture

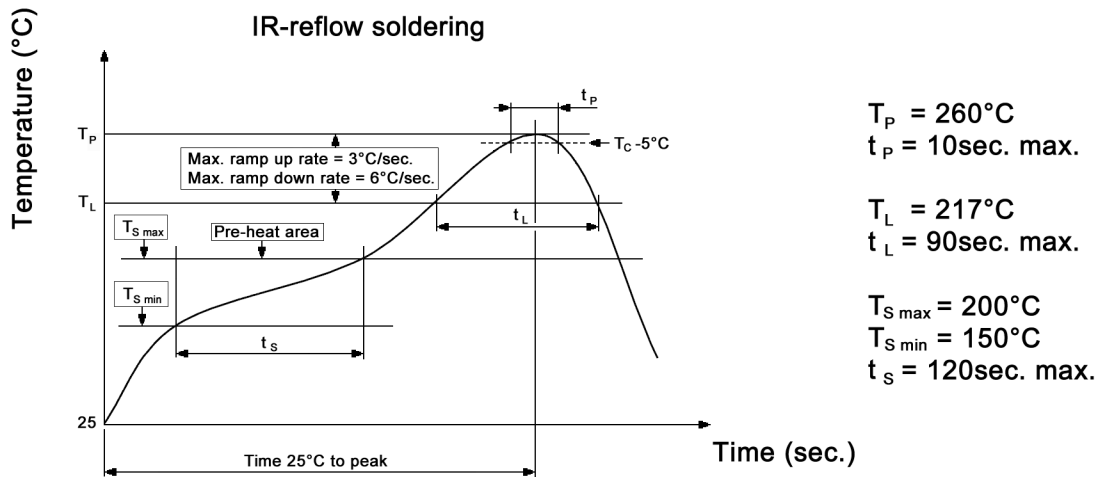


Tolerances: ±0.30mm except where noted		Date	Name	TMSE 10	
		12/05	dr		
Tolerances	11/11	dr		30 07 49	
Dimension	11/10	dr			
Digit date code	11/09	dr		30 07 49	
Height of case	12/06	dr			
Material	10/06	dr		30 07 49	
Modifications	Date	Name			
			knitter-switch	30 07 49	
				Page	1/3

Specifications:

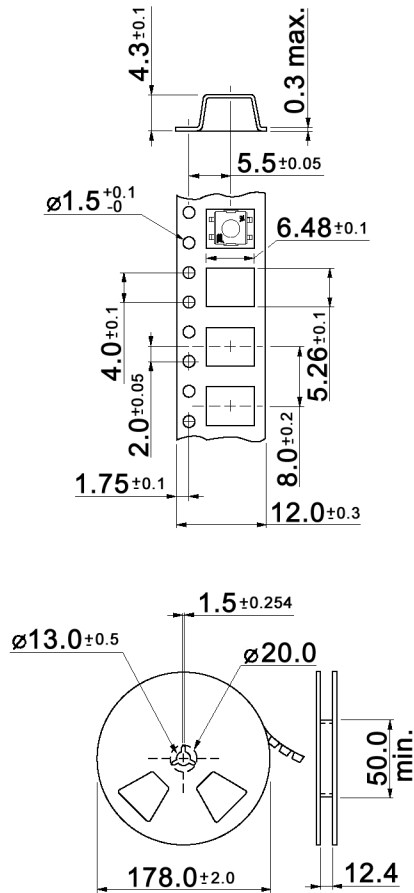
Contact rating: 24V DC, 100mA max.
 Contact resistance: <100mOhm
 Insulation resistance: >100MOhm at 500V DC
 Dielectric strength: 250V AC, 50Hz for the duration of 1 minute
 Operating temperature: -55°C to +125°C
 Electrical life: min. 100 000 cycles
 Operating force: 3 +/-1N
 Contacts: silver plated
 Terminals: gold plated
 Mounting: on pc-board - SMD
 Material: Cover: stainless steel
 Base: high-temp. thermoplastic nylon meets UL94V-0, washable
 Stem: silicone rubber

Soldering conditions:



Tolerances: ±0.20mm except where noted			Date	Name	TMSE 10
			12/05	dr	
			knitter-switch		30 07 49
Modifications			Date	Name	Page 2/3

Packaging:



Packaging unit: 500 pcs. / reel



Tolerances: $\pm 0.20\text{mm}$ except where noted	Date	Name	<h1>TMSE 10</h1>	<h1>30 07 49</h1>	Page	
	12/05	dr			3/3	
knitter-switch						
Modifications	Date	Name				