

## PISD-W201C

### Outdoor 100W LED Driver

28V - 37V / 2.0A - 2.7A / 100W

#### Features

- ▶ Dimming Method: 1-10V Dimming
- ▶ Constant Current Control
- ▶ Adjustable Output Current
- ▶ High Efficiency & Active Power Factor Correction
- ▶ Protection : OVP, OPP and OTP
- ▶ EN 61347-1, EN 61347-2-13, EN 62493, K61347-1, K61347-2-13, K62384, KS C 7655, J61347-1, J61347-2-13 Safety Certifications Approved
- ▶ RoHS Compliant



#### Electrical Specifications

Output [W]	Output [Vdc]	Output [A]	Input [Vac]	Dim. Method	PF	Efficiency [%]	Mechanical Outline [LxWxH mm]
100	28-37	2.0-2.7	100-240	1-10V	>0.9	Max. 91	228 × 68 × 40

#### Input Specifications

Parameter	Min.	Typ.	Max.	Unit	Remark
Input Voltage (Nominal)	100	-	240	Vac	
Input Voltage (Performance)	90	-	264	Vac	
Input Current	-	-	1.14	A	@ AC 100V, 100% Load
Input Wattage	-	-	112	W	@ AC 100V, 100% Load
Nominal Input Frequency	-	50/60	-	Hz	
Efficiency	-	-	91	%	@ AC 230V, 100% Load
Power Factor	0.9	-	-	-	@ AC 100-240V, 100% Load
THD	-	-	20	%	@ AC 100-240V, 100% Load
Inrush Current	-	-	-	Apk	

※ Note : All parameters NOT specially mentioned are measured at rated load and 25 °C of ambient temperature.

## Output Specifications

Parameter	Min.	Typ.	Max.	Unit	Remark
Output Voltage	28	36	37	V	
Output Current Range	2.0	-	2.7	A	Variable Resistor
Output Dimming Current Range	10	-	100	%	1-10V Dimming
Output Current Tolerance	-5	-	5	%	@ 100% Dimming
Output Ripple Current	-	-	20	%	= Peak to Peak / rms @ 100% Dimming
Output Power	-	100	-	W	
Start-up Time	-	-	2,000	ms	@ 100% Dimming

## Protection Functions

Parameter	Min.	Typ.	Max.	Unit	Remark
Output Over Voltage Protection	-	-	42	V	Auto Recovery
Output Over Power Protection	-	200	-	W	Auto Recovery & Latch
Output Over Temp. Protection	-	105	-	°C	Decrease Current @ Tc

## Environmental Specifications

Parameter		Min.	Typ.	Max.	Unit	Remark
Temperature	Operation	-40	-	60	°C	@ Ta
		-	-	80	°C	@ Tc
	Storage	-40	-	80	°C	@ Ta
Humidity	Operation	10	-	90	%	-
	Storage	-	-	90	%	-
Lifetime		50	-	-	KHrs	@ Tc=75°C

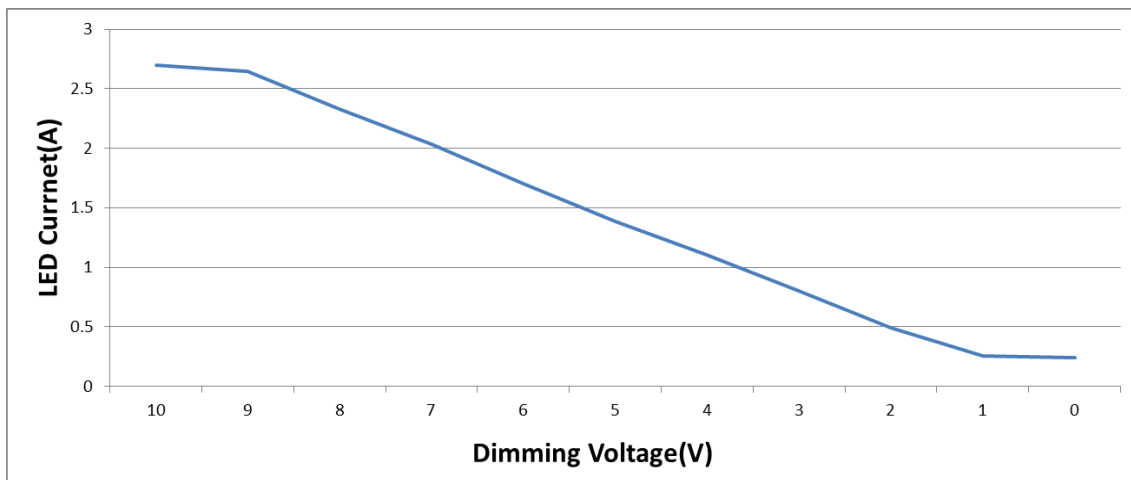
※ Note : All parameters NOT specially mentioned are measured at rated load and 25°C of ambient temperature.

## Standards

Parameter	Condition	Remark
Safety Standards	Design to meet the requirements as follows ; - CE: EN 61347-1, EN 61347-2-13, EN 62493 - KC: K61347-1, K61347-2-13, K62384 - KS: KS C 7655 - PSE: J61347-1, J61347-2-13	
EMI / RFI Standards	Design to meet the requirements as follows ; - CE: EN 62493, EN 55015, EN 61547, EN 61000-3-2, EN 61000-3-3 - KC: K00015, K61547 - KS: KS C CISPR 15, KS C IEC 61547 - PSE: J55015	
Ingress Protection	- IP65	

## Dimming Control (1-10V Dimming)

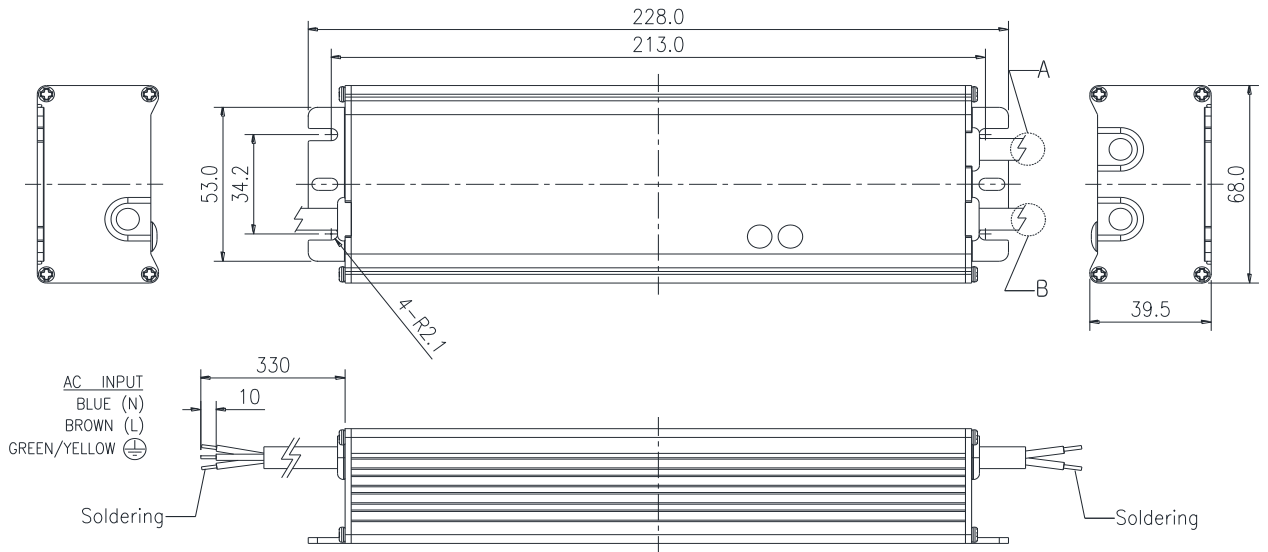
- \* Dimming characteristic: Maximum load over 10V, Minimum load under 1V.
- \* The output is maximum load when the dimming leads are floating by internal full-up resistor.
- \* The output is minimum load when the dimming leads are short.



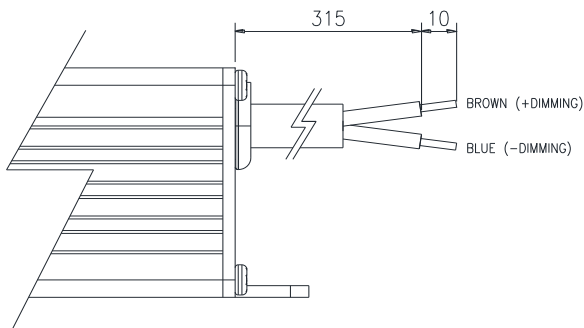
## Mechanical Outline

### 1. Case Dimension

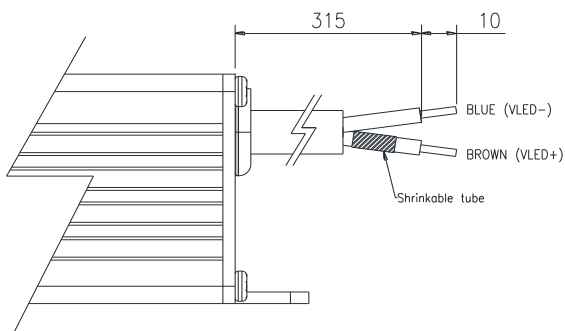
(Unit: mm)



Detail "A"



Detail "B"



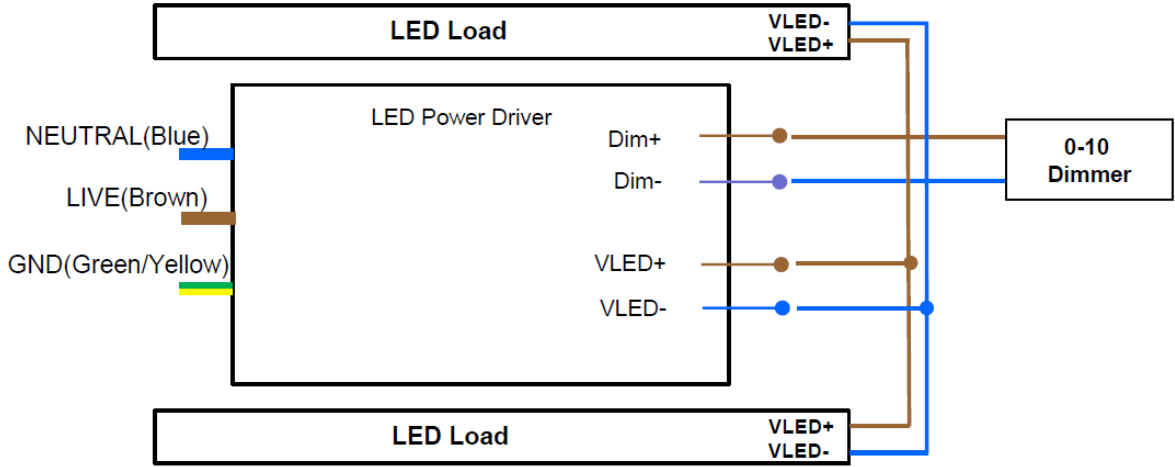
### WIRE SPECIFICATION

- AC INPUT : HO5RN-F 3G 1.0mm<sup>2</sup>
- DC OUTPUT : HO5RN-F 1.0/2C
- DIMMING : HO5RN-F 1.0/2C

*Datasheet is subject to change without notice.*

**Mechanical Outline**

**2. Connector Description**



**Datasheet Revision History**

Change Date	Rev. No.	Description of Change	Remark
2014/09/26	1.0	- Initial Release	