



SERIES 4021

Double Pole DT-Switches with marking





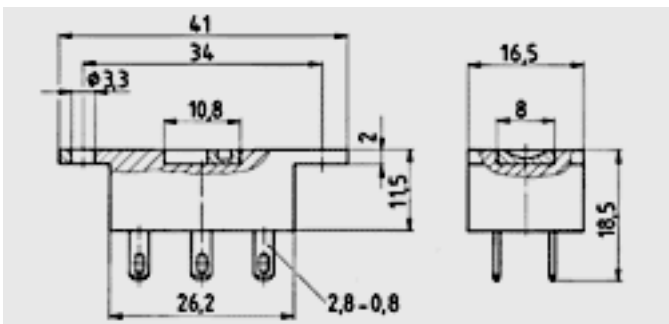
with marking  
230 V / 115 V

-  4021.0512
-  4021.0203

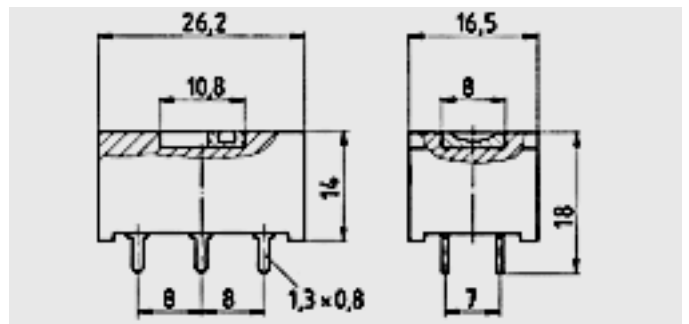


with marking  
230 V / 115 V

-  4021.4620
-  4021.4723



 Quick-connect 2,8 mm



 PCB terminal

Drawing as .pdf



Technical data

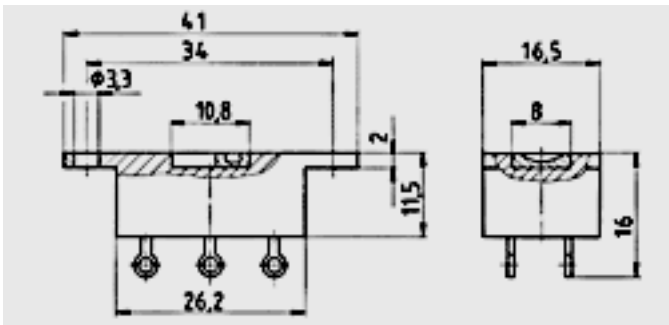



Drawing as .pdf



Technical data



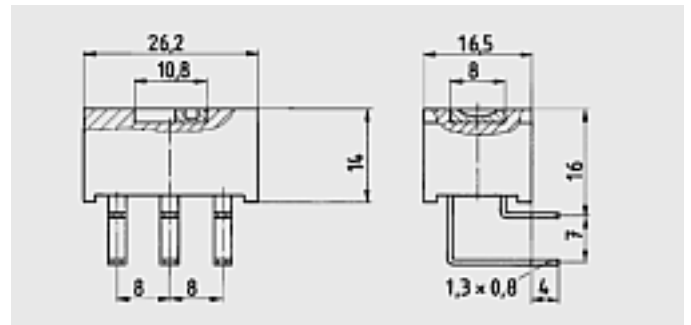



 Solder terminal

Drawing as .  
pdf



Technical data



 Angled PCB terminal

Drawing as .  
pdf



Technical data








## SERIES 4021 - Technical Data

### Double Pole DT-Switches with marking

Electrical rating		
	2 (0,5) A 250 V~	
for currentless switching	5 A 250 V~	
for currentless switching	10 A 125 V~	
Mechanical life endurance		
	1E4	
Contact resistance (new state)		
	< 100 mΩ (12 V, 1A DC)	
Insulation resistance (new state)		
	> 100 MΩ	500 V DC between the open contacts
High voltage resistance (new state)		
	1250 V eff.	between the open contacts
	3750 V eff.	reinforced insulation
Resistance to tracking		
	PTI 250	
Contact gap		
	≥ 3 mm	
Insulation spacing		

	$\geq 8$ mm	
<b>Protection type</b>		
	IP 40	
<b>Ambient temperature</b>		
Terminal side	-20 ... +85 °C	no condensation
Actuating side	-20 °C ... +55 °C	no condensation
<b>Storage temperature</b>		
	-40°C ... +80 °C	
<b>Flammability</b>		
Push button and housing	UL 94 V-2	
<b>Heat and fire-resistant</b>		
	850 °C	category D
<b>Material</b>		
Push button and housing	PA	
<b>Contacts</b>		
	CuAg	
<b>Terminals</b>		
	silver-plated	
<b>Temperature rise at the terminals</b>		
according to el. life endurance	max. 30 K	UL 1054
according to el. life endurance	max. 55 K	EN 61058-1
<b>Push-on force of connectors</b>		
	$\leq 60$ N	
<b>Approval marks</b>		
  		

These switches are suitable for appliances of class II

---

The test conditions comply with EN 61058-1 and UL 1054