

Scope

This document provides a detailed description of the RF self-polling mode that can be configured in the Melexis RF transceiver ICs MLX73290-M and MLX73290-A (both called MLX73290 in this document).

Self-polling is realized by an integrated timer with very low power consumption. The polling mode wakes up the RF receiver or transmitter after a programmable time and scans one or more frequency channels for valid data. It can also be used to transmit the same data periodically.

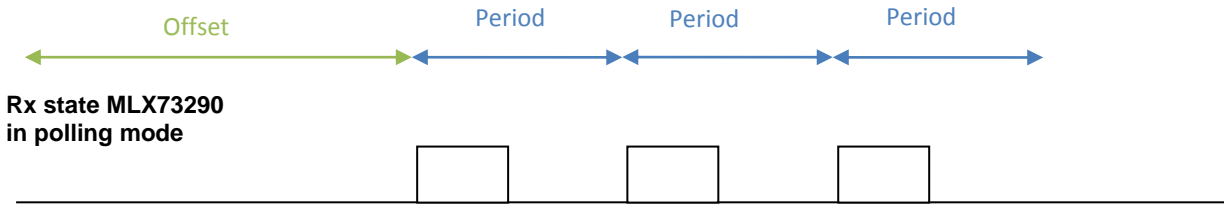
1. RF Receiver Self Polling

The MLX73290 can be configured in automatic polling mode, using a programmable interval based on a 16-bit timer clocked with the internal calibrated RC oscillator (typ. at 15.6kHz), pre-scaled by a binary power of 2¹⁵ giving a maximum interval of 38 hours. Polling mode must be activated by the two registers POLL_RFRX and EN_POLL (POLL_RFRX enables the RF RX polling and EN_POLL enables the RF polling timer).

1.1. Polling periods

Polling grid

Polling grid



It is possible to define an offset to decide when to start polling. The offset and polling period are configured with the registers POLL_EXP[3:0], POLL_OFFSET[15:0] and POLL_PERIOD[15:0] according to the following formulas:

$$Offset = \frac{2^{(11+POLL_EXP)} \cdot (1 + POLL_OFFSET)}{f_{XTAL}} [sec]$$

$$Period = \frac{2^{(11+POLL_EXP)} \cdot (1 + POLL_PERIOD)}{f_{XTAL}} [sec]$$

At the end of the waiting period, the timer restarts and sets the corresponding IRQ flag TMR_FLAG, the MLX73290 is set in receiver mode looking for a valid synchronization word (SYNC_WORD[31:0]), during a certain time.

1.2. Termination timer

The termination timer is programmable between 64 μs and 34 s (RXTERM_MANT[3:0] and RXTERM_EXP[3:0]).

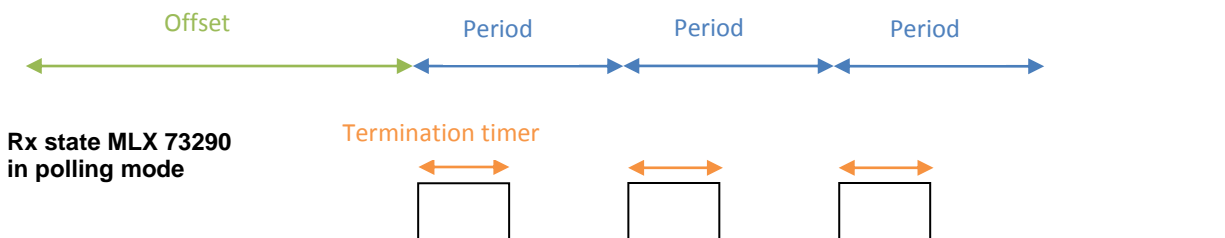
- When RXTERM_EXP = 0

$$termination\ timer = \frac{2^{11} \cdot (1 + RXTERM_{MAN})}{f_{XTAL}}$$

- When RXTERM_EXP is between 1 and 15

$$termination\ timer = \frac{2^{11} \cdot (RXTERM_{MAN} + 17) \cdot 2^{(RXTERM_{EXP}-1)}}{f_{XTAL}}$$

Polling grid



When the timer expires, termination may be postponed while RSSI is above the threshold, or while payload is being received, depending on the setting of the bit RXTERM_COND. Then the state machine will take the action selected by RXTERM_ACT: it will stop or recalibrate and resume reception.

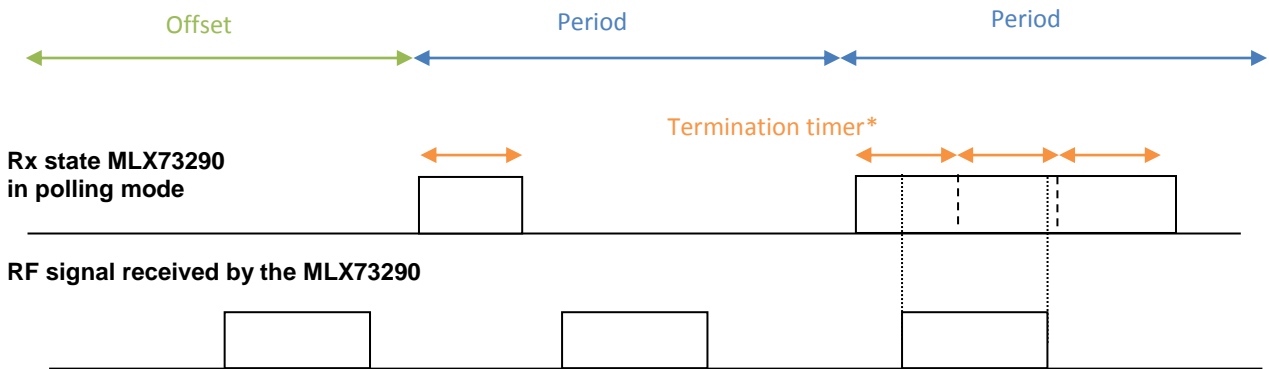
- After timeout has expired, postpone termination if RXTERM_COND is equal to:
 - 0 = always (i.e. never terminate)
 - 1 = never (i.e. terminate unconditionally)
 - 2 = as long as RSSI is above threshold, or payload is being received (after detection of a valid sync word)
 - 3 = as long as a payload is being received

Furthermore, there is the option to set a threshold RX_RSSI_TH on the RSSI.

- Action to take for RX termination timeout is selected by RXTERM_ACT:
 - 0 = go to error state
 - 1 = flush RF RX FIFO, recalibrate RX, then RX

The example below with `RXTERM_COND = 3` and `RXTERM_ACT = 0` shows when a packet received is longer than the termination timer:

Polling grid



*The termination timer is postponed as long as a payload is being received.

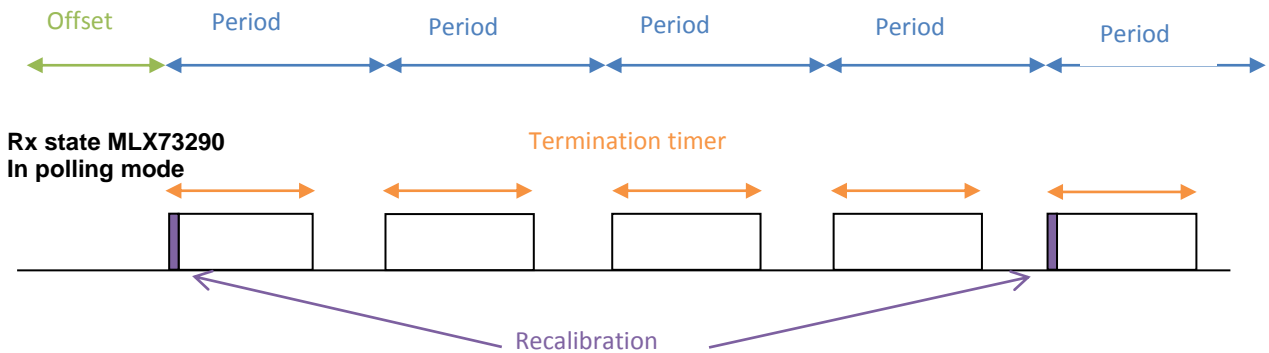
1.3. Recalibration

The RX period might be preceded by periodic recalibration as configured by `CALIB_MODE[0:2]`.

- Periodic (re)calibration mode:
 - 0 = always recalibrate
 - 1 = 1:4
 - 2 = 1:8
 - 3 = 1:16
 - 4 = 1:32
 - 5 = 1:64
 - 6 = 1:128
 - 7 = never recalibrate

Example below with `CALIB_MODE = 1`:

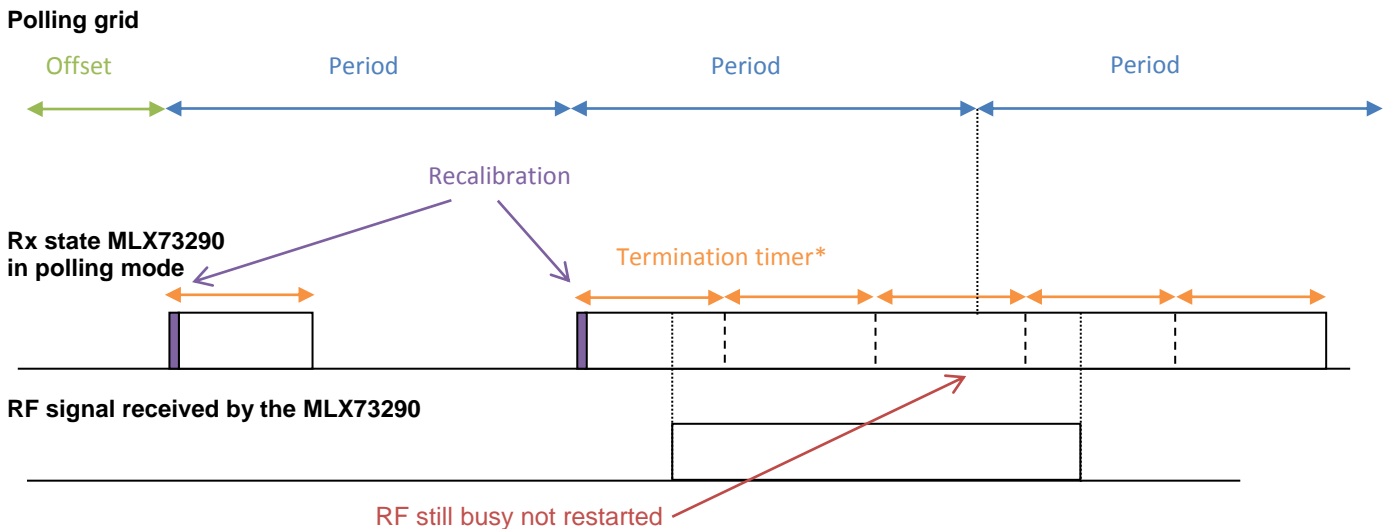
Polling grid



1.4. Example

The RF state machine will eventually return to its stopped (idle) state after completion of the task (e.g. packet received) or when an error occurs (e.g. RX termination timer expires, PLL out of lock, FIFO overrun etc.). In the meantime, the polling timer continues to run, so the polling grid is in no way affected by how long it takes the RF transceiver to return to its idle state. This is important for RF protocols with beacons or timeslots at fixed intervals.

The following picture shows the basic functionality of the RF polling feature when a packet is longer than the polling period.



*The termination timer is postponed as long as a payload is being received.

Settings:

- CALIB_MODE = 0
- RXTERM_COND = 3
- RXTERM_ACT = 0

2. Continuous Current Consumption in Receive Mode

Parameter	Symbol	Test conditions	Typical	Units
Sleep mode current	I_{SLEEP}	RCO timer on	0.6	μA
RF Receive mode current	$I_{RX,315MHZ}$	100kbps, FSK, NRZ	14	mA
	$I_{RX,433MHZ}$		15	
	$I_{RX,868MHZ}$		16	
	$I_{RX,915MHZ}$		17	

3. Timer Settings

Period	Min	Max	Step
Termination timer	64 μs	33.55 sec	64 μs
Sleep timer		38.17 hours	
Offset timer			

4. Polling Grid Examples

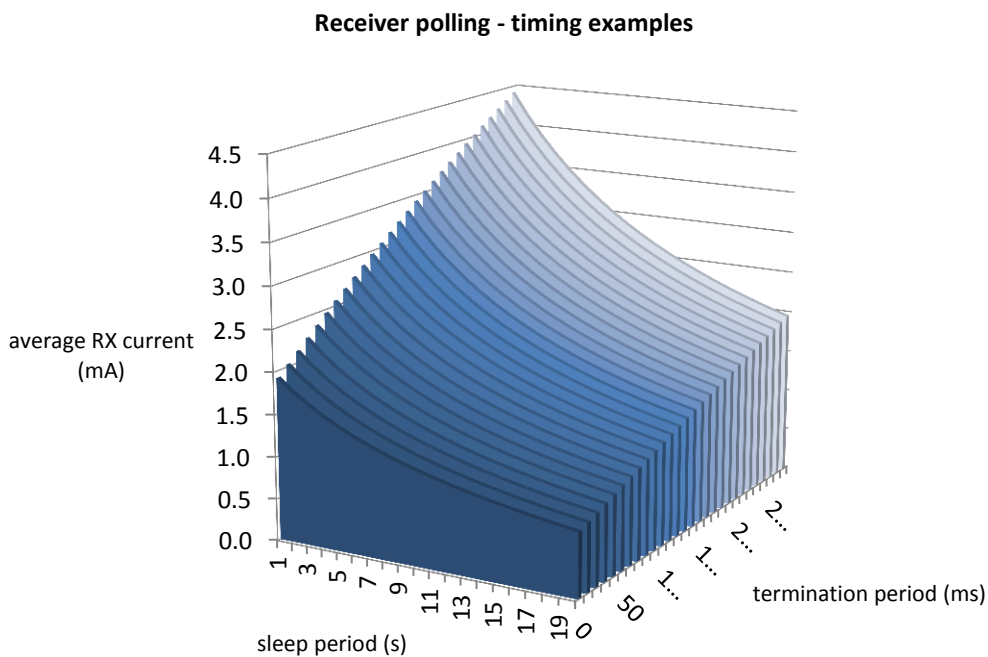
To reach an average current consumption of for example 2mA, the polling grid could have the following structure:

Termination period in s	Sleep period in s
1	8.3
2	15.7
4	29
8	60
16	116
33.55	230

With the longest termination period of 33.55 seconds, the average current consumption can be decreased further using the following sleep period:

Average current in mA	Sleep period in s
15	2.2
10	20
5	75
2	230 (3.8 min)
1	500 (8.3 min)
0.5	1,000 (16.6 min)
0.2	2,700 (45 min)
0.1	5,400 (90 min)
0.05	11,000 (3 h)
0.02	29,000 (8 h)
0.01	61,000 (17 h)
0.006	112,000 (31 h)

The average current consumption as a function of sleep period and termination period can be illustrated as follows:



Contact

For the latest version of this document, go to our website at www.melexis.com.

For additional information, please contact our Direct Sales team and get help for your specific needs:

Europe, Africa	Telephone: +32 13 67 04 95
	Email : sales_europe@melexis.com
Americas	Telephone: +1 603 223 2362
	Email : sales_usa@melexis.com
Asia	Email : sales_asia@melexis.com

Disclaimer

The information furnished by Melexis herein ("Information") is believed to be correct and accurate. Melexis disclaims (i) any and all liability in connection with or arising out of the furnishing, performance or use of the technical data or use of the product(s) as described herein ("Product") (ii) any and all liability, including without limitation, special, consequential or incidental damages, and (iii) any and all warranties, express, statutory, implied, or by description, including warranties of fitness for particular purpose, non-infringement and merchantability. No obligation or liability shall arise or flow out of Melexis' rendering of technical or other services.

The Information is provided "as is" and Melexis reserves the right to change the Information at any time and without notice. Therefore, before placing orders and/or prior to designing the Product into a system, users or any third party should obtain the latest version of the relevant information to verify that the information being relied upon is current. Users or any third party must further determine the suitability of the Product for its application, including the level of reliability required and determine whether it is fit for a particular purpose.

The Information is proprietary and/or confidential information of Melexis and the use thereof or anything described by the Information does not grant, explicitly or implicitly, to any party any patent rights, licenses, or any other intellectual property rights.

This document as well as the Product(s) may be subject to export control regulations. Please be aware that export might require a prior authorization from competent authorities. The Product(s) are intended for use in normal commercial applications. Unless otherwise agreed upon in writing, the Product(s) are not designed, authorized or warranted to be suitable in applications requiring extended temperature range and/or unusual environmental requirements. High reliability applications, such as medical life-support or life-sustaining equipment are specifically not recommended by Melexis.

The Product(s) may not be used for the following applications subject to export control regulations: the development, production, processing, operation, maintenance, storage, recognition or proliferation of 1) chemical, biological or nuclear weapons, or for the development, production, maintenance or storage of missiles for such weapons; 2) civil firearms, including spare parts or ammunition for such arms; 3) defense related products, or other material for military use or for law enforcement; 4) any applications that, alone or in combination with other goods, substances or organisms could cause serious harm to persons or goods and that can be used as a means of violence in an armed conflict or any similar violent situation.

The Products sold by Melexis are subject to the terms and conditions as specified in the Terms of Sale, which can be found at <https://www.melexis.com/en/legal/terms-and-conditions>.

This document supersedes and replaces all prior information regarding the Product(s) and/or previous versions of this document.

Melexis NV © - No part of this document may be reproduced without the prior written consent of Melexis. (2016)

ISO/TS 16949 and ISO14001 Certified