

## Surface Mount Type

# SP-Cap

Series: **G**



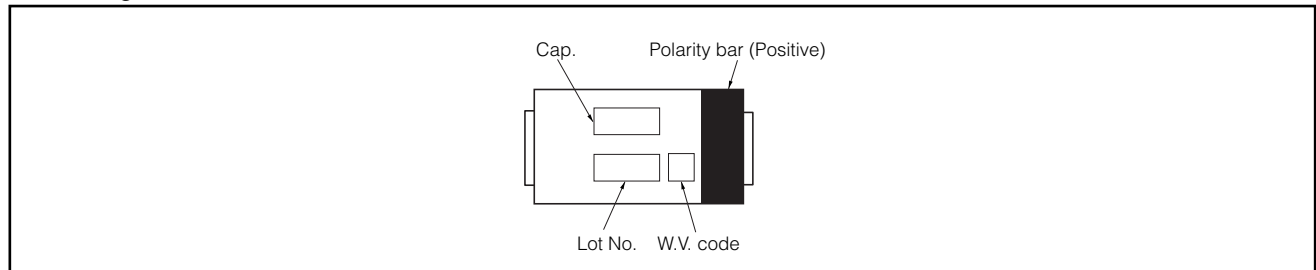
### ■ Features

- Super Low-ESR (3 mΩ)
- High temperature reflow soldering applicable  
(Peak : 260 °C 10s, main heating : 230 °C 40s)
- RoHS directive compliant

### ■ Specifications

Category Temp. Range	-40 °C to +105 °C	
Rated W.V.Range	2 V.DC to 2.5 V.DC	
Nominal Cap.Range	330 μF to 560 μF	
Capacitance Tolerance	±20 % (120 Hz/+20 °C)	
DC Leakage Current	I ≤ 0.1 CV (μA) 2 minutes	
tan δ	≤ 0.06 (120 Hz/+20 °C)	
Surge Voltage	Rated Working Voltage × 1.25 (15 °C to 35 °C)	
Endurance	After applying rated working voltage for 1000 hours at 105 °C±2 °C, and then being stabilized at +20 °C, capacitor shall meet the following limits.	
	Capacitance change	±10% of initial measured value
	tan δ	≤ Initial specified value
	DC leakage current	≤ Initial specified value
Moisture resistance	After storing for 500 hours at 60 °C, 90 %	
	Capacitance change of initial measurd value	2 V.DC +70, -20 %
	tan δ	≤ 200 % of initial specified value
	DC leakage current	≤ Initial specified value

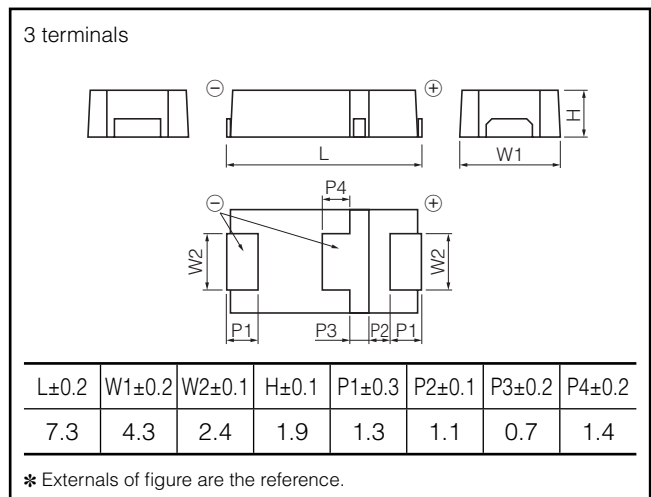
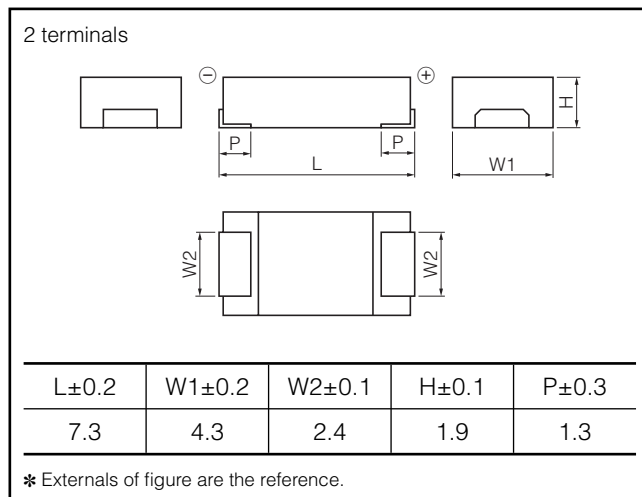
### ■ Marking



### ■ Dimensions in mm(not to scale)

(Unit : mm)

(Unit : mm)



■ Standard Products

Series & Size Code	Rated W.V. (V.DC)	Capacitance (±20 %) (μF)	Case Size			Specification		Part number	The number of terminals		Min. Packaging Q'ty (pcs)
			L (mm)	W (mm)	H (mm)	*1 Ripple current (Ar.m.s.)	*2 ESR (Ω max.)		*3 Reflow condition : 260 °C [Proposal]	2	
GX	2	330	7.3	4.3	1.9	4.0	0.003	EEFGX0D331R	○		3500
		470	7.3	4.3	1.9	4.0	0.003	EEFGX0D471R	○		3500
		470	7.3	4.3	1.9	4.0	0.003	EEFGX0D471L		○	3500
		560	7.3	4.3	1.9	4.0	0.003	EEFGX0D561R	○		3500
		560	7.3	4.3	1.9	4.0	0.003	EEFGX0D561L		○	3500
	2.5	470	7.3	4.3	1.9	4.0	0.003	EEFGX0E471R	○		3500
		470	7.3	4.3	1.9	4.0	0.003	EEFGX0E471L		○	3500

\*1: Ripple current (100 kHz/ +20 to +105 °C), \*2: ESR (100 kHz/+20 °C)

\*3: Please refer to the page of "Mounting Specifications".