

Connector set - HC-STA-B24PT-BWSC-LS-M32-ELCAL - 1416358


Please be informed that the data shown in this PDF Document is generated from our Online Catalog. Please find the complete data in the user's documentation. Our General Terms of Use for Downloads are valid (<http://phoenixcontact.com/download>)



Connector set, number of positions: 24, material: Die-cast aluminum, salt water resistant, connection method: Push-in connection, connection cross section: AWG 26- 14



Key Commercial Data

Packing unit	1 pc
GTIN	 4 055626 071299
GTIN	4055626071299

Technical data

General

Number of positions	24+PE
Type	B24
Connection method	Push-in connection
Degree of protection for housing	IP66
	IP67
Connection method	Push-in connection
Rated voltage (III/3)	500 V
Rated surge voltage	6 kV
Rated current	16 A
Conductor cross section	0.14 mm ² ... 2.5 mm ² (with ferrule)
Connection cross section AWG	26 ... 14
External cable diameter	15 mm ... 21 mm
Ambient temperature (operation)	-40 °C ... 100 °C
Length of the assembly cutout	113 mm
Width of the assembly cutout	35 mm
Housing material	Die-cast aluminum, salt water resistant

Connector set - HC-STA-B24PT-BWSC-LS-M32-ELCAL - 1416358

Technical data

General

Contact carrier material	PC
Locking latch material	PA
Integrated protective cover	Yes

Standards and Regulations

Flammability rating according to UL 94	V0
--	----


Environmental Product Compliance

REACH SVHC	Lead 7439-92-1
China RoHS	Environmentally Friendly Use Period = 50 years
	For details about hazardous substances go to tab "Downloads", Category "Manufacturer's declaration"

Drawings

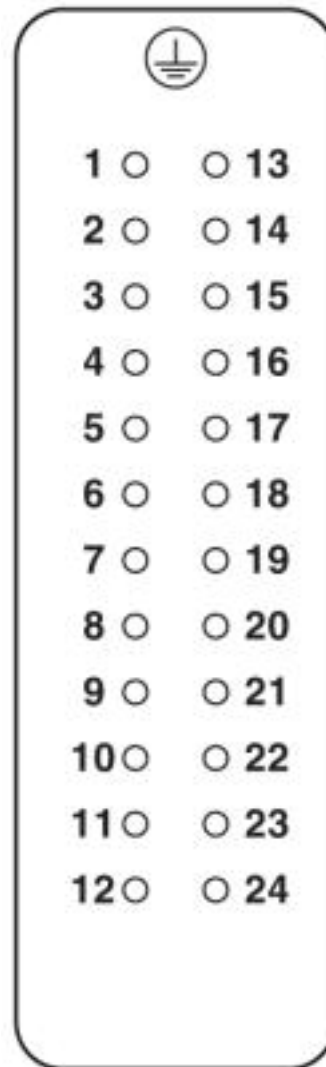
Connector set - HC-STA-B24PT-BWSC-LS-M32-ELCAL - 1416358

Schematic diagram



Pin assignment, connection side, pin

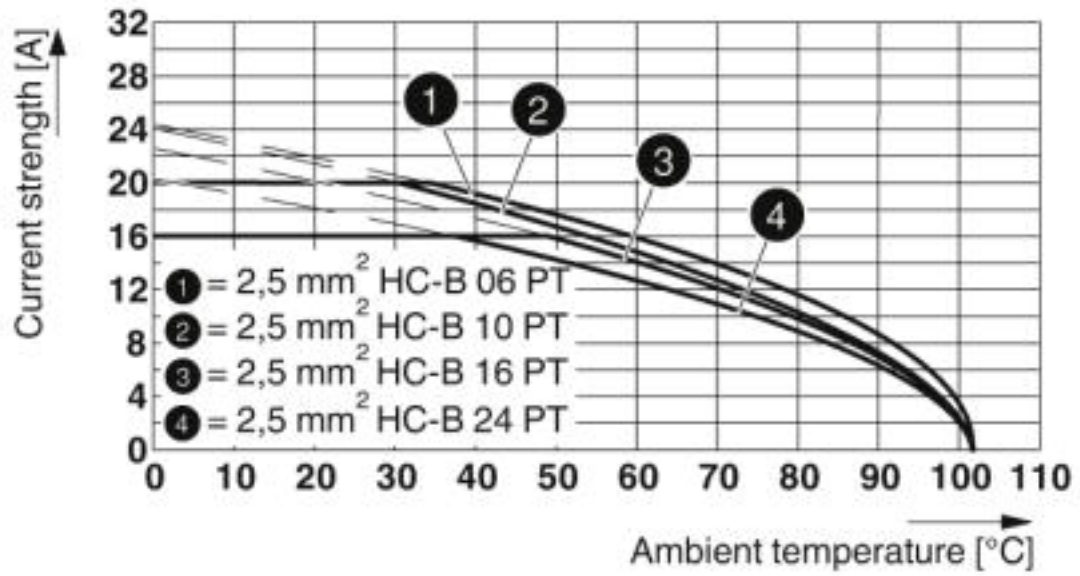
Schematic diagram



Pin assignment, connection side, socket

Connector set - HC-STA-B24PT-BWSC-LS-M32-ELCAL - 1416358

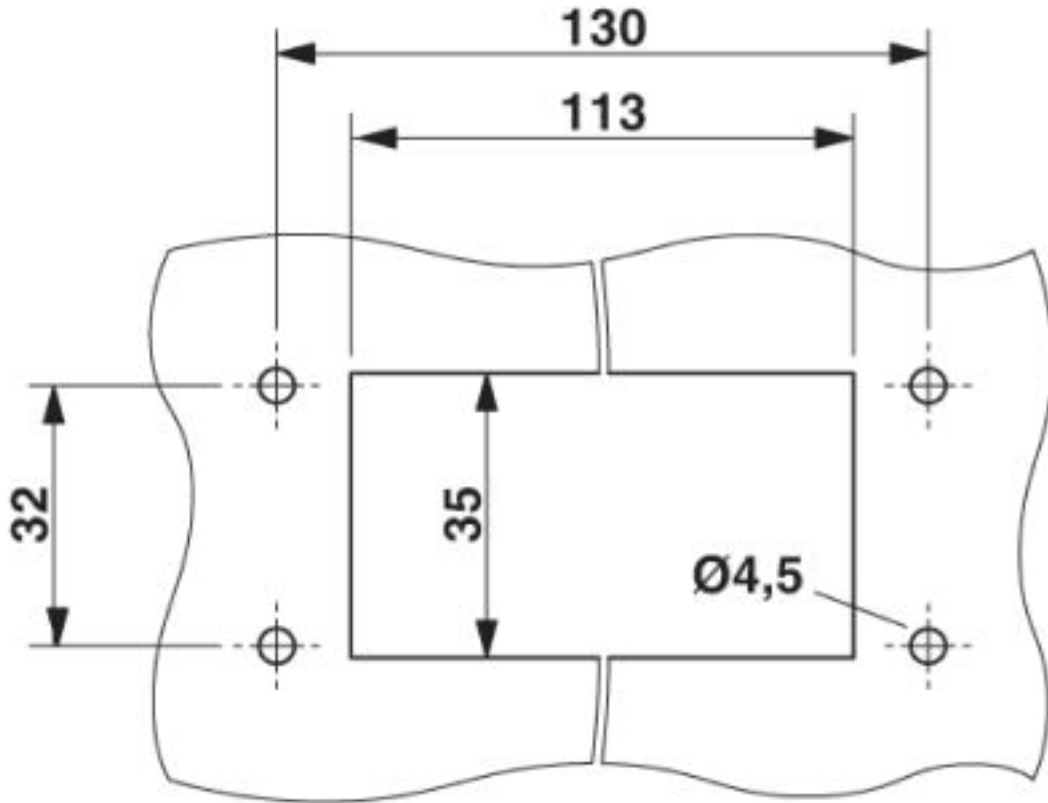
Diagram



Derating diagram

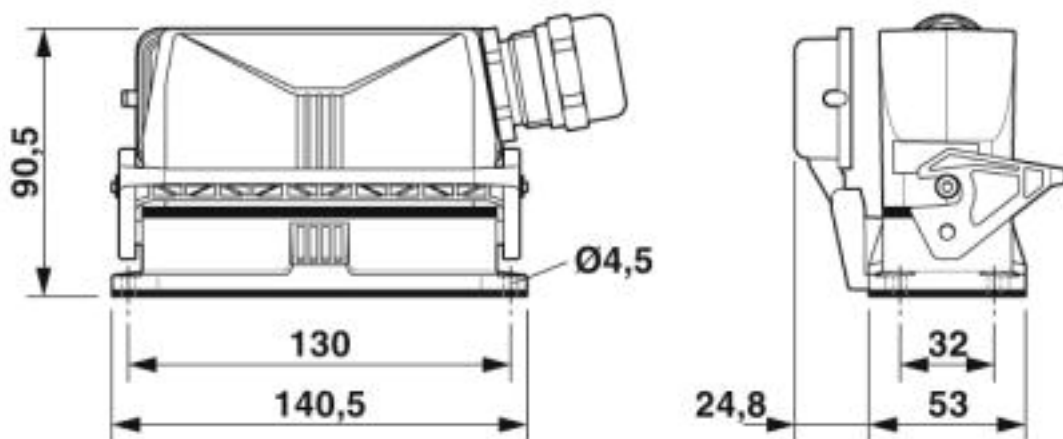
Connector set - HC-STA-B24PT-BWSC-LS-M32-ELCAL - 1416358

Dimensional drawing



Mounting cutout

Dimensional drawing



Dimensional drawing

Connector set - HC-STA-B24PT-BWSC-LS-M32-ELCAL - 1416358

Articles in set

Contact insert - HC-B24-I-PT-F - 1407735



Contact insert, number of positions: 24+PE, size: B24, number of connections per position: 1, Socket, Push-in connection, 500 V, 16 A, 0.14 mm² ... 2.5 mm², application: Power

Contact insert - HC-B24-I-PT-M - 1407736



HEAVYCON pin insert, B24 series, 24 + PE-pos., push-in connection

Housing - HC-STA-B24-BWSC-ELC-AL - 1411330



HEAVYCON B24 panel mounting base, with single locking latch, with plastic protective cover, with flat gasket, salt-water-resistant aluminum, conductive profile gasket.

Housing - HC-STA-B24-HLFS-1STM32-EL-AL - 1412784



Sleeve housing B24, for single locking latch, material: Die-cast aluminum, salt water resistant, cable outlets: 1, lateral, height: 60 mm, cable gland: none, support sleeve: no, 1x M32, Standard

Cable gland - G-INS-M32-M68N-NNES-S - 1411166



Cable gland, cable gland material: Nickel-plated brass, external cable diameter 15 mm ... 21 mm, shielding: no, connecting thread: M32 x 1.5, color: silver, with O-ring

Classifications

eCl@ss

eCl@ss 10.0.1	27440101
eCl@ss 4.0	27260700

Connector set - HC-STA-B24PT-BWSC-LS-M32-ELCAL - 1416358

Classifications

eCl@ss

eCl@ss 4.1	27260700
eCl@ss 5.0	27260700
eCl@ss 5.1	27260700
eCl@ss 6.0	27260700
eCl@ss 7.0	27440101
eCl@ss 8.0	27440101
eCl@ss 9.0	27440101

ETIM

ETIM 5.0	EC002636
ETIM 6.0	EC002636
ETIM 7.0	EC002636

UNSPSC

UNSPSC 13.2	39121409
UNSPSC 18.0	39121409
UNSPSC 19.0	39121409
UNSPSC 20.0	39121409
UNSPSC 21.0	39121409

Approvals


Approvals

Approvals

EAC / DNV GL / EAC

Ex Approvals

Approval details

EAC		RU C- DE.AI30.B.01102
-----	---	--------------------------

DNV GL		https://approvalfinder.dnvgl.com/	TAE000037S
--------	---	---	------------

Connector set - HC-STA-B24PT-BWSC-LS-M32-ELCAL - 1416358

Approvals

EAC



RU C-
DE.BL08.B.00511

Phoenix Contact 2020 © - all rights reserved
<http://www.phoenixcontact.com>

PHOENIX CONTACT GmbH & Co. KG
Flachsmarktstr. 8
32825 Blomberg
Germany
Tel. +49 5235 300
Fax +49 5235 3 41200
<http://www.phoenixcontact.com>