

MS-213-3




**MS-213-3**

Miniature Reed Sensor

Electrical Characteristics		@ 25 °C
Contact form		A
Contact rating max.	W / VA	10
Switching voltage max.	VDC	180
	VAC	130
Switching current max.	A	0.7
Carry current max.	A	1
Breakdown voltage min.	VDC	200
Total resistance max. (initial)	mΩ	300
Insulation resistance min.	Ω	10 <sup>9</sup>

Features
➤ Compact size
➤ Mechanically protected
➤ Replaces various competitors types
➤ Various sensitivity ranges available

Magnetical Characteristics (of unmodified Reed Switch)		@ 25 °C
Pull in range available	AT	10 - 25
Drop out min.	AT	4
Test coil	TC -	010
Test equipment tolerance	± AT	2



Operating Characteristics (of unmodified Reed Switch)		@ 25 °C
Switching frequency max.	Hz	500
Resonant frequency typ.	Hz	5000
Operate time max. (incl. bounce)	ms	0.5
Release time max.	ms	0.3

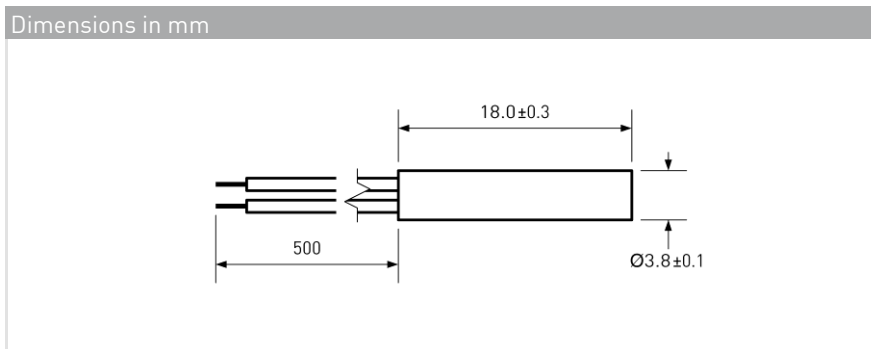
Environmental Characteristics		
Operating temperature	°C	-20 to + 85
Vibration [50-2000 Hz]	g	20
Shock [1/2 sin 11 ms]	g	100

Ordering Information	
Packing Unit	50 pcs
Weight per piece	2.54 g
Weight per package	140 g
Standard AT Ranges	

- 1 = 10 to 15 AT
- 2 = 15 to 20 AT
- 3 = 20 to 25 AT

**Ordering Example**  
MS-213-3-2 describes MS-213-3 with 15 to 20 AT.

**Remarks**  
When mounted onto ferromagnetic parts switching distance of MS-213-3 may reduce. Electromagnetical influences and magnetic fields may change the switching behaviour of the sensor.



Material Information		
	Material	Colour
Housing	ABS	black
Cable	UL 1061, AWG 26, 4 mm stripped and tinned	black
Potting compound	Epoxy	black

© PIC GmbH




# MS-213-3

## Miniature Reed Sensor

Electrical Characteristics		@ 25 °C
Contact form		A
Contact rating max.	W / VA	10
Switching voltage max.	VDC	180
	VAC	130
Switching current max.	A	0.7
Carry current max.	A	1
Breakdown voltage min.	VDC	200
Total resistance max. (initial)	mΩ	300
Insulation resistance min.	Ω	10 <sup>9</sup>

Features
➤ Compact size
➤ Mechanically protected
➤ Replaces various competitors types
➤ Various sensitivity ranges available

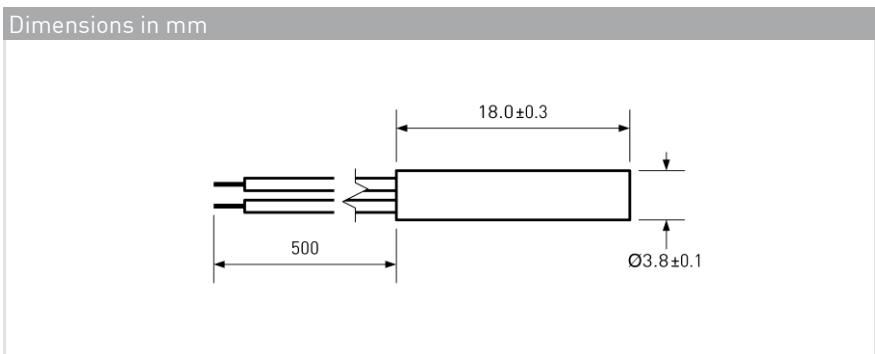
Magnetical Characteristics (of unmodified Reed Switch)		@ 25 °C
Pull in range available	AT	10 - 25
Drop out min.	AT	4
Test coil	TC -	010
Test equipment tolerance	± AT	2



Operating Characteristics (of unmodified Reed Switch)		@ 25 °C
Switching frequency max.	Hz	500
Resonant frequency typ.	Hz	5000
Operate time max. (incl. bounce)	ms	0.5
Release time max.	ms	0.3

Environmental Characteristics		
Operating temperature	°C	-20 to + 85
Vibration (50-2000 Hz)	g	20
Shock (1/2 sin 11 ms)	g	100

Ordering Information	
Packing Unit	50 pcs
Weight per piece	2.54 g
Weight per package	140 g
Standard AT Ranges	
	1 = 10 to 15 AT
	2 = 15 to 20 AT
	3 = 20 to 25 AT



**Ordering Example**  
 MS-213-3-2 describes MS-213-3 with 15 to 20 AT.

**Remarks**  
 When mounted onto ferromagnetic parts switching distance of MS-213-3 may reduce.  
 Electromagnetical influences and magnetic fields may change the switching behaviour of the sensor.

Material Information		
	Material	Colour
Housing	ABS	black
Cable	UL 1061, AWG 26, 4 mm stripped and tinned	black
Potting compound	Epoxy	black




# MS-213-3

## Miniature Reed Sensor

Electrical Characteristics		@ 25 °C
Contact form		A
Contact rating max.	W / VA	10
Switching voltage max.	VDC	180
	VAC	130
Switching current max.	A	0.7
Carry current max.	A	1
Breakdown voltage min.	VDC	200
Total resistance max. (initial)	mΩ	300
Insulation resistance min.	Ω	10 <sup>9</sup>

Features
➤ Compact size
➤ Mechanically protected
➤ Replaces various competitors types
➤ Various sensitivity ranges available

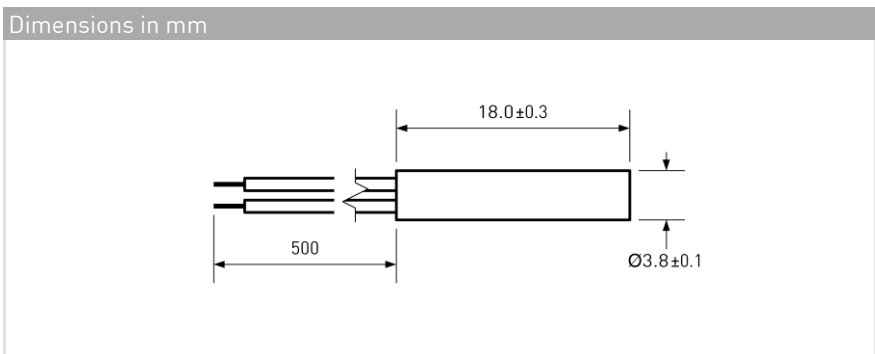
Magnetical Characteristics (of unmodified Reed Switch)		@ 25 °C
Pull in range available	AT	10 - 25
Drop out min.	AT	4
Test coil	TC -	010
Test equipment tolerance	± AT	2



Operating Characteristics (of unmodified Reed Switch)		@ 25 °C
Switching frequency max.	Hz	500
Resonant frequency typ.	Hz	5000
Operate time max. (incl. bounce)	ms	0.5
Release time max.	ms	0.3

Environmental Characteristics		
Operating temperature	°C	-20 to + 85
Vibration (50-2000 Hz)	g	20
Shock (1/2 sin 11 ms)	g	100

Ordering Information	
Packing Unit	50 pcs
Weight per piece	2.54 g
Weight per package	140 g
Standard AT Ranges	
	1 = 10 to 15 AT
	2 = 15 to 20 AT
	3 = 20 to 25 AT



**Ordering Example**  
 MS-213-3-2 describes MS-213-3 with 15 to 20 AT.

**Remarks**  
 When mounted onto ferromagnetic parts switching distance of MS-213-3 may reduce.  
 Electromagnetical influences and magnetic fields may change the switching behaviour of the sensor.

Material Information		
	Material	Colour
Housing	ABS	black
Cable	UL 1061, AWG 26, 4 mm stripped and tinned	black
Potting compound	Epoxy	black